

Effects of highly active antiretroviral therapy among HIV-infected patients

Results from randomised and observational studies

Ole Kirk

This review has been accepted as a thesis together with seven previously published papers, by the University of Copenhagen, October 14, 2003, and defended on December 19, 2003.

Department of Infectious Diseases and Copenhagen HIV Programme (CHIP), H:S Hvidovre Hospital, Hvidovre.

Correspondence: Ole Kirk, Copenhagen HIV Programme, H:S Hvidovre Hospital, Kettegård Allé 30, DK-2650 Hvidovre.

Official opponents: Bente Klarlund Pedersen, professor, MD, and Henrik Toft Sørensen, professor, MD.

Dan Med Bull 2004;51:63-81.

INTRODUCTION

More than 20 years have passed since the first reports of patients with acquired immunodeficiency syndrome (AIDS) – later documented to be due to infection with human immune deficiency virus type 1 (HIV) – in USA, and shortly thereafter in Europe [Masur et al., 1981; Gottlieb et al., 1981; Gerstoft et al., 1982]. As of 2002, more than 42 million people are living with HIV/AIDS globally, and more than 27 millions have died. At least 95% of the people diagnosed with HIV in 2002 are from developing countries, and the number of HIV-infected patients is rapidly growing in Sub-Saharan Africa, Asia, and Eastern Europe. In Western Europe and North America the prevalence of HIV also continues to increase, but substantially more slowly than in the worst affected regions [UNAIDS/WHO, 2002].

The first therapeutic advances within the field of HIV-infection occurred in the late 1980's with the introduction of the first nucleoside reverse transcriptase inhibitor (NRTI), Zidovudine, which in randomised controlled trials (RCTs) was documented to prolong survival, though the effect later was shown to be of limited duration [Fischl et al., 1987; Fischl et al., 1990; Volberding et al., 1990; Hamilton et al., 1992; Lundgren et al., 1994; Anonymous, 1994]. In the same time period, chemoprophylaxis against opportunistic infections (OIs) also came into use and reduced the number of new OIs as well as prolonged the relapse free time after an initial event [Haverkos, 1987; Jacobson et al., 1988; Phair et al., 1990; Bozzette et al., 1991; Montaner et al., 1991; Jacobson et al., 1993].

Following these initial advances, it was shown that switch to the later licensed NRTIs, Didanosine and Zalcitabine, improved the clinical prognosis for patients treated with Zidovudine, and subsequently combination therapy of two NRTIs was demonstrated to further improve the clinical prognosis [Kahn et al., 1992; Collier et al., 1993; Abrams et al., 1994; Anonymous, 1996; Saravolatz et al., 1996].

The discovery of a new drug class, protease inhibitors (PI) targeting another point of the HIV replication, was a potential breakthrough. Studies of patients receiving PI therapy documented a large turnover rate of HIV virions and infected CD4 receptor positive T lymphocyte cells (CD4 cells), which combined with a high mutation rate of HIV indicated a need of combining several, potent antiretroviral agents [Ho et al., 1995; Perelson et al., 1996]. Such PI-containing combination therapy lead in RCTs to improved survival

as well as decreasing HIV-RNA and increasing CD4 cell count; the latter two being established predictive factors for clinical progression [Collier et al., 1996; Mellors et al., 1996; Hammer et al., 1997; Cameron et al., 1998]. Due to the promising results, the concept of highly active antiretroviral therapy – HAART – a regimen of two NRTIs and a PI or alternatively a non-nucleoside reverse transcriptase inhibitor (NNRTI) – was launched.

However, the durability and long-term clinical benefit as well as toxicity were not known due to the quick approval and licensing of these drugs by the regulatory authorities. Since 1996 the accelerated drug approval process has allowed for the introduction of new drugs based on 24 weeks of follow-up of less than 500 patients using changes in HIV-RNA as the primary end-point. This process has saved lives but has also lead to widespread use of drugs with relatively limited information on their long-term efficacy including the clinical efficacy (as per design of these pivotal RCTs) and no information on long-term and rare toxicities [Anonymous, 2002].

It was also unclear to which extent the results from RCTs, often representing idealised settings due to strict inclusion and exclusion criteria, would translate into clinical effects in a broader spectrum of HIV-infected patients including those not traditionally included in the trials [Madge et al., 2000; Gifford et al., 2002].

OBJECTIVES

The objectives of the present work, initiated in 1997, were therefore:

1. to analyse the rate of introduction of HAART in Europe [Kirk et al., 1998],
2. to analyse the longer-term effects of HAART – in terms of changes in common AIDS defining events (ADEs) [Kirk et al., 2000; Kirk et al., 2001c]
3. to analyse the degree of clinical effectiveness of the HAART-induced immune restoration [Kirk et al., 1999b; Kirk et al., 2002b],
4. to compare the virological, immunological and clinical effects of specific HAART regimens [Kirk et al., 1999a; Kirk et al., 2001b]
5. to discuss the analysis of RCTs with virological end-points and the influence of premature switch from randomised therapy [Kirk et al., 2001a; Kirk et al., 2002a], and
6. to discuss the extent to which observational studies provide data for rational clinical decision making.

STUDIES AND METHODOLOGY

THE EuroSIDA STUDY

EuroSIDA is an observational study of 9805 HIV-infected patients at 70 centres in 26 European countries with 6 monthly follow-up using a standardised data collection form (latest version available at http://www.cphiv.dk/eurosidea/eurosidea_status.htm) [Lundgren et al., 1997; Kirk et al., 1998]. Pre-determined numbers of patients with a scheduled visit have been enrolled from the participating outpatient clinics in an attempt to ensure inclusion of a representative subset of patients followed at the specific centres. Enrolment was performed regularly in pre-determined time periods (cohort I-V) to better reflect the patient population followed at the participating sites and to reduce a potential long-term survivor bias.

Sites participating in the EuroSIDA study are often university-associated and identified based on their commitment to research projects and are thus likely to represent the golden standard for diagnostics and treatment in the countries involved. Caution should therefore be taken when extrapolating results from the EuroSIDA study to patients in other settings, and to patients not attending the clinics regularly. However, one strength of the analyses made within this multi-national study is the large, heterogeneous study population from 70 sites with different treatment politics and pattern of opportunistic pathogens [Lundgren et al., 1997; Mocroft et al., 1998a].

A low rate of loss-to-follow-up is crucial for interpretation of data in a longitudinal study. As of January 2002, 5482 of 8549 patients

Table 1. Factors associated with no follow-up data after March 2000 within the EuroSIDA study. Results from a multivariable logistic regression model.

	Odds ratio (95%-CI)	P-value
<i>HIV transmission category</i>		
Intravenous drug use v. other routes	1.45 (1.24-1.69)	<0.001
<i>CD4 count</i>		
≥200 v. <200 cells/mm ³	0.42 (0.36-0.49)	<0.001
<i>Antiretroviral therapy</i>		
HAART v. no HAART	0.26 (0.22-0.30)	<0.001
<i>Region of EuroSIDA</i>		
East v. north	1.02 (0.62-1.67)	0.93
South v. north	1.49 (1.25-1.78)	<0.001
Central v. north	1.59 (1.33-1.89)	<0.001
<i>Inclusion period</i>		
Cohort II v. cohort I	0.69 (0.57-0.84)	<0.001
Cohort III v. cohort I	0.65 (0.55-0.77)	<0.001
Cohort IV v. cohort I	0.35 (0.27-0.46)	<0.001
<i>Supplementary multivariable model including HIV-RNA</i>		
<i>HIV-RNA</i>		
≥500 v. <500 copies/mL	1.84 (1.56-2.17)	<0.001

CI: confidence interval.

HAART: highly active antiretroviral therapy, defined as ≥3 drugs including at least one protease inhibitor, one non-nucleoside reverse transcriptase inhibitor or Abacavir.

enrolled into EuroSIDA cohort I-IV (cohort V yet without any follow-up data) were under active follow-up (i.e. with follow-up after June 2000), 1910 had died and 1157 did not have any recent follow-up data. Patients without HAART, at low CD4 cell count and high HIV-RNA were at higher risk of having no recent follow-up, and these patients would be expected to have a worse prognosis compared with those who remained under follow-up (Table 1) [Mellors et al., 1996; Mocroft et al., 1998a; Lundgren et al., 2002]. This finding suggests that the assessments of incidences of new ADEs and the mortality within the EuroSIDA study are minimum estimates. In this connection, it is reassuring that the rate of loss-to-follow-up is fairly stable, approximately 2% per year (data not published), which is lower than or at the same level as mono-centric or national cohort studies and randomised studies [Dudley et al., 1995; Hammer et al., 1997; Sudre et al., 2000; Grabar et al., 2000b].

To ensure a high data quality, an extensive data assurance program has been implemented. This includes use of standardised instructions for completion of the forms as well as diagnostic criteria for OIs and malignancies, and circulation of newsletters dealing with key information with respect to the data collection (<http://www.cphiv.dk/eurosidea/newsletter/newsletter.htm>). Standardised control of data entry is performed at the co-ordinating centre, and the validity of the data provided by the centres is further checked at site visits where all clinical events as well as randomly selected patients are reviewed [Lundgren et al., 1997; Kirk et al., 2001c].

DANISH PROTEASE INHIBITOR STUDY

The Danish PI study is a randomised five-centre study of 622 patients within Denmark, which was initiated in October 1996 to compare the efficacy and toxicity of specific first-line HAART regimens. The three initial study regimens compared included 2 NRTIs combined with one or two of the PIs initially licensed in Denmark; Indinavir, Ritonavir or Ritonavir/Saquinavir hard gel capsules. Patients were randomised to one of these treatment regimens or two later added treatment options until January 2001, and follow-up is still ongoing. Data is collected in a standardised manner at structured follow-up visits regardless of eventual switch from randomised therapy [Kirk et al., 1999a].

The study intended to reflect clinical practice in Denmark and only had few exclusion criteria; in particular there were no restric-

tions with respect to HIV transmission category, co-infection with hepatitis B and C, or prior NRTI therapy. However, as in most other studies from this period, no data has been collected on how many of the patients who were eligible for the study were actually included [Begg et al., 1996; Altman et al., 2001].

DANISH COHORT OF PATIENTS INITIATING THEIR FIRST HAART REGIMEN

The study population included 505 Danish patients within the EuroSIDA study who started an initial HAART regimen, for whom additional information on the most likely reason for potential switch from the PI component of the initial HAART regimen was retrospectively extracted from the patient records. Due to the design, these patients were representative for patients receiving a HAART regimen and being seen at major Danish HIV-clinics, whereas the limitations include the retrospective design of the study, the restriction of the analysis to switch from the PI components of the HAART regimen and collection of only the principal reason for switching therapy as depicted from the patient notes [Kirk et al., 2001a].

DANISH COHORT OF PATIENTS DISCONTINUING CHEMOPROPHYLAXIS

This prospective study was initiated in December 1997 and included patients stopping chemoprophylaxis to protect against the development of OIs caused by cytomegalovirus (CMV), *Pneumocystis carinii*, *Toxoplasma gondii*, *Mycobacterium avium complex* (MAC) and *Cryptococcus neoformans* according to guidelines developed by the study group. Patients were followed after interruption of chemoprophylaxis and chart review was performed for all patients before analysis.

Similar to what have been reported from RCTs within this research area, data is not available for whether discontinuation of chemoprophylaxis was used for all patients with similar history of HAART and CD4 cell increases, or whether other additional criteria such as regularity of follow-up, adherence to antiretroviral therapy (ART), the degree of immune restoration as well as social situation also influenced the decision [Kirk et al., 1999b; Mussini et al., 2000; Lopez Bernaldo de Quiros JC et al., 2001].

A JOINT DATA SET OF PATIENTS INTERRUPTING MAINTENANCE THERAPY

The data set included patients who interrupted secondary prophylaxis or maintenance therapy (MT) against infections caused by CMV, *Toxoplasma gondii*, MAC and *Cryptococcus neoformans*, and was created by merging data from seven existing HIV-cohorts in Europe. Patients identified in the cohorts fulfilled pre-determined criteria in terms of the prophylactic drugs used and interruption of MT at a CD4 cell count above 50 cells/mm³.

A potential drawback is that data regarding reasons for interrupting MT was not available. Patients may interrupt MT according to a variety of criteria, as described above, and the decision to stop the treatment was not done based on commonly agreed well-defined guidelines [Kirk et al., 2002b].

UPTAKE OF HAART IN CLINICAL PRACTICE

In North America and Europe there was a marked increase in use of HAART in the mid 1990s, predominantly during 1996, thus indicating a close temporal relation to the first preliminary reports from RCTs reporting the improvement in clinical, immunological and virological status of patients treated with HAART [Collier et al., 1996; Hammer et al., 1997; Gulick et al., 1997; Palella et al., 1998; Kirk et al., 1998; Cameron et al., 1998; Gebhardt et al., 1998; Spira et al., 1998; Mocroft et al., 1999d; Sackoff et al., 2000; CASCADE Collaboration, 2000].

As of late 1997, the odds of being on a PI-containing regimen were fairly similar across the western part of Europe when adjusting

for regional differences in demographics and immune status. However, before then there had been pronounced regional differences in the uptake of combination therapy, PI therapy as well as usage of specific NTRIs and PIs, suggesting that other factors than results of RCTs also influenced the uptake of therapy in clinical practice including access to new drugs after marketing approval by the European Commission, local traditions and socio-economic factors [Lundgren et al., 1997; Kirk et al., 1998].

Within EuroSIDA, patients of European and non-European origin initiated HAART at similar CD4 cell levels, whereas other studies have reported divergent influences of the ethnicity on uptake of HAART, probably reflecting differences in study population and study design. These studies do, however, not address whether specific ethnic groups may not benefit from therapy because they do not have contact with HIV-clinics [Blaxhult et al., 1999; Sackoff et al., 2000; Hsu et al., 2001].

Patients infected by intravenous drug use were less likely to start HAART, though once started, their response to HAART did not differ from that of other groups, suggesting that clinicians were able to identify the intravenous drug users who could adhere to the complex HAART regimens. Further, patients with lower level of education, homeless patients, and patients who had not previously received ART were less likely to start HAART, as were, not surprisingly, patients with higher CD4 cell count, lower HIV-RNA and without prior diagnosis of AIDS, whereas gender and age in general were not associated with chance of starting HAART. These relations were based on the period immediately after the introduction of HAART, and may have changed or may change due to an increasing understanding of the whole HAART area, increased drug options, and other improvements in patient care [Junghans et al., 1999; Mocroft et al., 1999c; Sackoff et al., 2000; CASCADE Collaboration, 2000; Mocroft et al., 2000a; Hsu et al., 2001]. Whereas the decline in the proportion of patients followed at HIV-clinics without treatment suggests a change in the indication of initiating ART, the optimal time of initiating therapy for the individual patient still remains unaddressed in a RCT, which, if performed, should follow several thousands of patients for many years [Kirk et al., 1998]. Large prospective observational studies have recently provided evidence for similar virological, immunological and clinical responses to HAART as long as it is initiated at a CD4 cell count above 200 cells/mm³, and recent international treatment guidelines have been modified according to these results [Cozzi et al., 2001; Phillips et al., 2001b; Hogg et al., 2001; Anonymous, 2001b; Yeni et al., 2002; Egger et al., 2002].

An updated analysis within EuroSIDA illustrates that as of September 2001 approximately 80% received HAART, and an increasing proportion were treated with 4 drugs or more (Figure 1). Of note, this represents cross sectional assessments of regimens used in consecutive time intervals without any adjustment for previous use of ART, and whereas the results for 1996-1997 may well represent the first (or second) HAART regimen, the results in more recent years include increasing numbers of patients who have switched to second-line or even salvage regimens [Mocroft et al., 2001a; Mocroft et al., 2002b]. Further, the analysis does not differentiate between 4 active antiretroviral drugs and Ritonavir-boosted PI-regimens (described further in the section on 'Comparison of different HAART regimens'), and therefore does not per se document a switch towards starting a quadruple regimen as the initial HAART regimen.

CONCLUSION

Marked changes in use of ART of North American and European HIV-infected patients occurred in the second half of the 1990's closely related to the presentation of RCTs, but some subgroups of patients who were less likely to receive HAART have been identified.

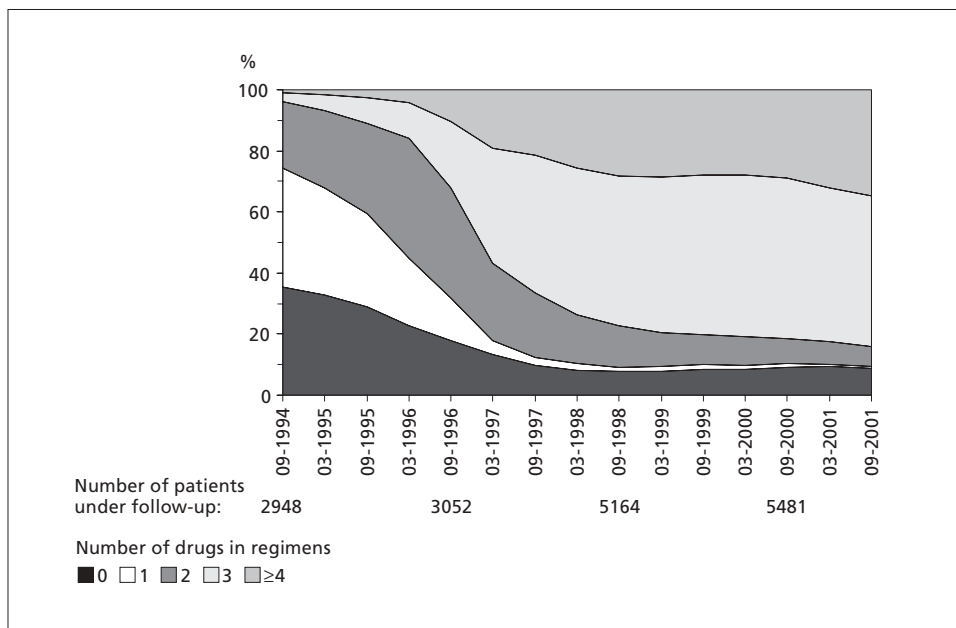
Future analyses should address whether results from recent RCTs have led to similar changes in choice of components of the initial and second-line HAART regimens in clinical practice, and evaluate the use of drugs for which the clinical effect has not yet been sufficiently evaluated in RCTs, for example immune stimulating drugs such as Interleukin-2 [Staszewski et al., 1999; Staszewski et al., 2001; Hammer et al., 2002; Emery et al., 2002].

THE CLINICAL PROGNOSIS FOR HIV-INFECTED PATIENTS AFTER INTRODUCTION OF HAART

MORTALITY

Use of HAART regimens studied in the pivotal RCTs led to a marked and significant decrease in mortality, and a similar effect was reported in several large cohorts of unselected patients [Hammer et al., 1997; Mouton et al., 1997; Gulick et al., 1997; Egger et al., 1997; Palella et al., 1998; Cameron et al., 1998; Mocroft et al., 1998a; CASCADE Collaboration, 2000; Stellbrink et al., 2000]. Overall, the mortality decreased from approximately 20 deaths/100 person-years of follow-up (PYF) in 1994-95 to less than 5 deaths/100 PYF in 1997-98, and the effect of HAART was most pronounced when initiated at low CD4 cell counts, though observed in all CD4 strata [Hammer et al., 1997; Egger et al., 1997; Cameron et al., 1998; Mocroft et al., 1998a]. In the observational studies there were statistically significant associations between the declining mortality and the

Figure 1. Treatment status in 6-month intervals from September 1994 to September 2001 within the EuroSIDA study.



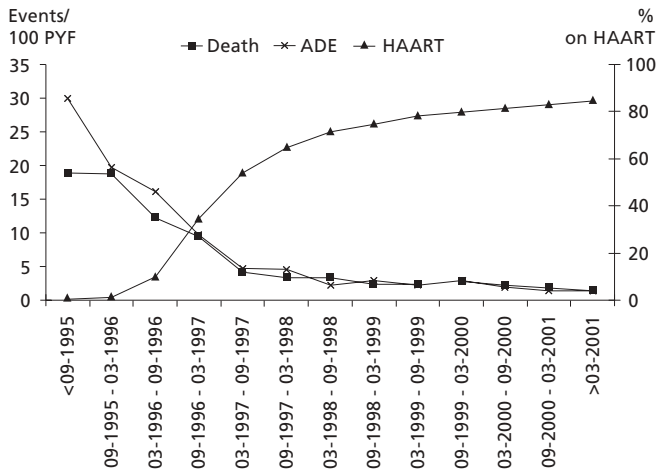


Figure 2a. Changes in mortality and incidence of new AIDS defining events as well as usage of HAART within the EuroSIDA study 1994-2001. HAART: highly active antiretroviral therapy defined as ≥ 3 drugs including at least one protease inhibitor, one non-nucleoside reverse transcriptase inhibitor or Abacavir.

concomitant steep increase in use of combination therapy, in particular HAART, and differences in the survival rate across Europe were associated with regional differences in the uptake of HAART [Egger et al., 1997; Palella et al., 1998; Mocroft et al., 1998a; Chiesi et al., 1999].

Of note, the mortality remained at a very low level within the EuroSIDA study based on data until January 2002 (Figure 2a). For example, after March 2001 the incidence of deaths was 1.4 (95%-confidence interval (CI): 1.0-1.8/100 PYF), and thus less than 18.8 (17.4-20.3) observed in patients followed before September 1995.

MORBIDITY

General changes

Concurrently, decreases in morbidity and rates of admission to hospital together with resolution of ongoing OIs were reported among patients who started HAART [Mouton et al., 1997; Murphy et al.,

1997; Palella et al., 1998; Benfield et al., 1998; Carr et al., 1998a; Mocroft et al., 1999a; Ledergerber et al., 1999c; Mocroft et al., 2000b]. The overall incidence of new ADEs decreased from around 31 to 3 events/100 PYF from 1994 to 1998, and decreases were initially documented for common ADEs such as *Pneumocystis carinii* pneumonia (PCP), CMV chorioretinitis and disseminated MAC infection, all predominantly diagnosed at severe immune deficiency, but later also for other and less common diseases [Mouton et al., 1997; Palella et al., 1998; Mocroft et al., 1999a; Ledergerber et al., 1999c; de Gaetano et al., 2000; Jones et al., 2000; Baril et al., 2000; Girardi et al., 2000; Mocroft et al., 2000b; Tumbarello et al., 2001; Sacktor et al., 2001; Rossi et al., 2001; Abgrall et al., 2001; Badri et al., 2002]. Figure 2b illustrates and extends these changes until the beginning of 2002 within the EuroSIDA study.

As a consequence of differences in the declines of the individual ADEs, the relative pattern of ADEs changed compared with the pre-HAART era [Mocroft et al., 1998b; Blaxhult et al., 2000; Mocroft et al., 2000b; Blaxhult et al., 2002]. For example, representing very different parts of the spectrum of ADEs, the incidence of MAC infection was more pronouncedly affected by initiation of HAART compared with infection due to *Mycobacterium tuberculosis*. As a result, *Mycobacterium tuberculosis* has now generally become the most common mycobacterial agent among HIV-infected patients in Europe, although with marked regional differences [Kirk et al., 2000].

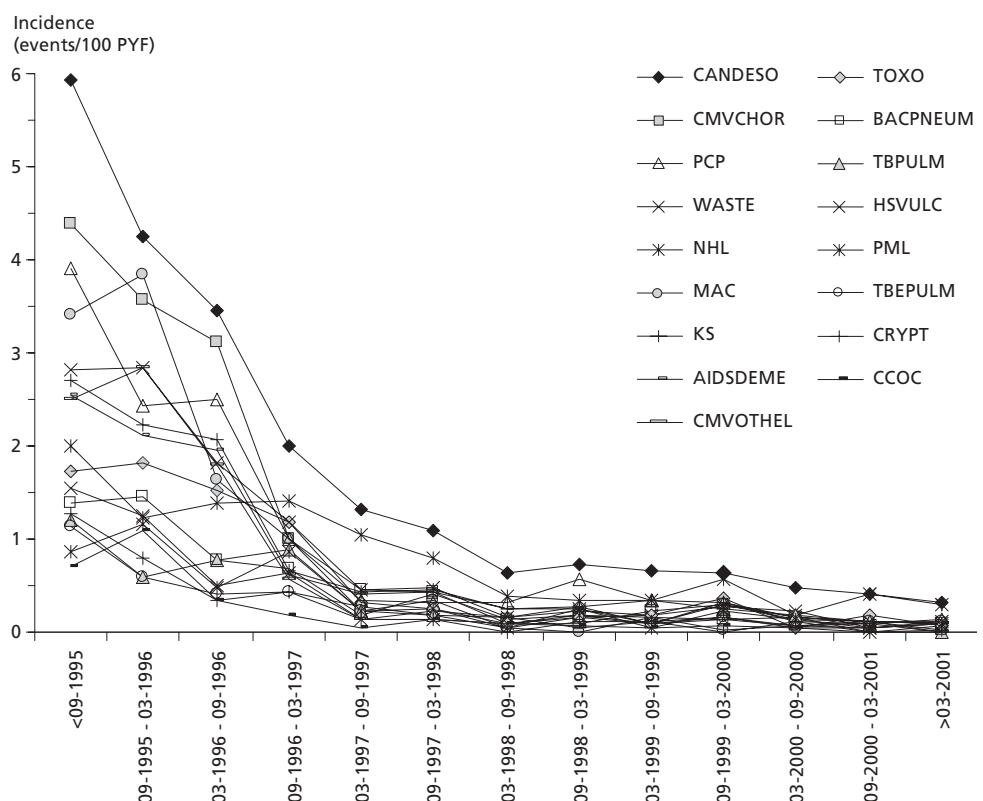
Mycobacterioses

The decreasing incidence of disease due to *Mycobacterium tuberculosis* from 1994 to 1999 within the EuroSIDA study was readily explained by changes in use of ART and in changes induced thereby, in particular the CD4 cell count [Kirk et al., 2000]. However, other factors – for example implementation of tuberculosis control programs including preventive therapy as suggested in an American surveillance study – may also have played some role, though it did not seem to be of substantial importance in Europe [Kirk et al., 2000; Jones et al., 2000].

For disseminated MAC infection, some, but not all, of the decline over calendar time could also be explained by increasing use of ART

Figure 2b. Changes in incidences of individual AIDS defining diseases within the EuroSIDA study 1994-2001.

CANDES0: esophageal candidiasis, CMVCHOR: cytomegalovirus chorioretinitis, PCP: *Pneumocystis carinii* pneumonia, WASTE: HIV wasting, NHL: non-Hodgkin lymphoma, MAC: disseminated *Mycobacterium avium* complex infection, KS: Kaposi's sarcoma, AIDSDEME: AIDS dementia complex, CMVOTHEL: extraocular cytomegalovirus disease, TOXO: cerebral toxoplasmosis, BACPNEUM: bacterial pneumonia; TBPULM: pulmonary *Mycobacterium tuberculosis* infection, HSVULC: persistent *Herpes simplex virus* ulcers; PML: progressive multifocal leukoencephalopathy, TBEPULM: extrapulmonary *Mycobacterium tuberculosis* infection, CRYPT: cryptosporidiosis, CCOC: extrapulmonary cryptococcosis.



and changes in CD4 cell count. Increased use of primary prophylaxis (PP) against MAC, primarily among patients with severe immune deficiency, may also explain some of the decrease [Kirk et al., 2000].

Non Hodgkin lymphoma

Interestingly, the relative proportion of patients diagnosed with a relatively common HIV-related malignancy, non-Hodgkin lymphoma (NHL), also increased from 4% of all ADEs diagnosed in 1994 to 16% in 1998 [Mocroft et al., 2000b]. As longevity increased and the risk of other competing severe ADEs was markedly diminished, there were concerns of unchanged or even increasing incidences of malignancies, and in particular NHL [Jacobson et al., 1999]. The biological hypothesis was that a malign transformation and development of NHL is a multifactorial process not readily reversible by immune restoration (i.e. increasing CD4 cell count), as was believed to be the case for OIs and malignancies with a documented infectious aetiology [Chang et al., 1994; Murphy et al., 1997; Benfield et al., 1998; Carr et al., 1998a].

Within the Swiss HIV Cohort Study there was no significant decline in the incidence of NHL from 1992-1994 to 1997-1998, and the incidence of NHL did not decrease significantly within the first 12 months of HAART, contrasting the significant decreases observed for all other ADEs analysed [Ledergerber et al., 1999a; Ledergerber et al., 1999c].

However, a large multi-cohort study later reported a decrease in the incidence of NHL from 1992-1996 to 1997-1999. This decrease was observed for primary brain lymphoma and immunoblastic lymphoma, but not for Burkitt's lymphoma [Anonymous, 2000]. With longer follow-up among patients on HAART, the EuroSIDA study found significant decreases from 1994 to late 2000 in all NHL subtypes for which data was collected: Burkitt, immunoblastic, primary brain lymphoma and other/unknown histology [Kirk et al., 2001c]. The decline was most pronounced for primary brain lymphoma, and all findings were confirmed in an updated analysis including follow-up till January 2002 (Figure 3a). There are two caveats for the interpretation of these subtype analysis; namely a change in the subtype classification of NHL ('diffuse large B-cell' is now used rather than 'B-immunoblastic'), and a not ignorable number of patients with NHL being categorised as 'other/unknown histology', thus more detailed evaluation of the changes in the histological pattern has not been possible so far [Harris et al., 1994; Vilchez et al., 2002]. To address this issue, the categories of NHL collected within the EuroSIDA study is currently being revised based on the latest classification system [Jaffe et al., 2001].

Further, among patients starting HAART, the incidence of NHL decreased significantly from the first year after starting HAART to more than one year after starting HAART [Kirk et al., 2001c]. The result held true in an updated analysis with longer follow-up, which allowed for further subdividing the time period on HAART (Figure 3b).

Taken together, these results suggest that NHL behaves as an OI, though the protective effect of HAART seems to arise after a substantially longer period on HAART compared with the traditional OIs [Ledergerber et al., 1999a; Kirk et al., 2001c]. This pattern may however differ between the subtypes of NHL, and lymphomas associated with Epstein-Barr virus and human herpes virus type 8 such as primary brain lymphoma and body cavity-based lymphoma, may well behave more like a traditional OIs [Pedersen et al., 1991; Nador et al., 1996; Hansen et al., 2000].

Interestingly, the incidence of NHL among patients starting HAART early in the era of HAART (i.e. before June 1997) was higher than that of patients starting HAART more recently, and this difference was at least in part explained by sub-optimal CD4 and HIV-RNA responses to HAART in the early period compared with later [Kirk et al., 2001c].

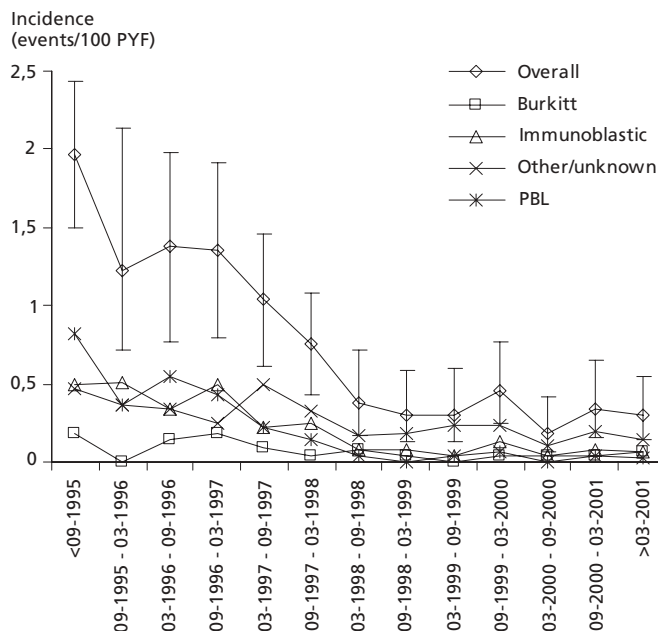
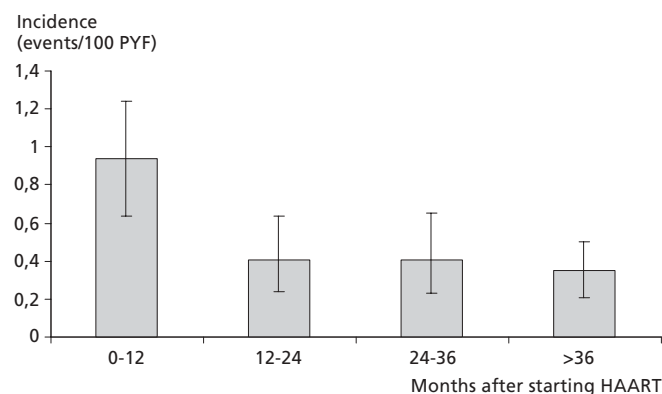


Figure 3a. Incidence of non-Hodgkin lymphoma and subtypes from 1994 to 2001. Results from the EuroSIDA study. Bars: 95%-confidence intervals. Updated figure from article III [Kirk et al., 2001c]. PBL: Primary brain lymphoma.



0-12 m v. 12-24 months: $p=0.004$
 0-12 m v. 24-36 months: $p=0.004$
 0-12 m v. >36 months: $p<0.001$

Figure 3b. Incidence of non-Hodgkin lymphoma in consecutive time periods after initiation of HAART within the EuroSIDA study. Bars: 95%-confidence intervals. Original figure published in article III [Kirk et al., 2001c]. HAART: highly active antiretroviral therapy defined as ≥ 3 drugs including at least one protease inhibitor, one non-nucleoside reverse transcriptase inhibitor or Abacavir.

Inflammatory immune response

Early reports suggested a 'HAART-induced inflammatory immune response', namely development of OIs with an altered clinical presentation at relatively high CD4 cell counts shortly after initiation of HAART [Jacobson et al., 1997; Race et al., 1998; Jacobson and French, 1998; Sepkowitz, 1998; French et al., 2000]. However, when stratifying by latest CD4 count, the incidence of OIs still declined suggesting that for a given CD4 count, the risk of ADE was lower in the HAART era compared with the pre-HAART era, and the increasing CD4 cell count at diagnosis of an ADE thus represented a cohort effect [Kirk et al., 2000; Mocroft et al., 2000b; Tumbarello et al., 2001; Abgrall et al., 2001].

More detailed characterisation of potentially new presentations of known clinical entities based on prospectively collected, standardised data is warranted.

New diseases

The decline in conventional ADEs, which was described in the pre-HAART epidemic, might not capture all the diseases seen in HAART treated patients. There have been some indications of a changing pattern of death causes and terminal diseases; relatively more patients now die due to non-HIV-related diseases including cardiovascular disease and hepatitis and correspondingly fewer following an ADE [Valdez et al., 2001; Louie et al., 2002; Mocroft et al., 2002a].

Further analysis of prospectively collected and standardised data on severe diseases as well as death causes is required to address whether these changes reflect that HIV-infected patients now live longer and consequently acquire and die of non-HIV-related diseases or whether the changes are explained by new HIV-related diseases or even side effects of the ART [Friis-Moller et al., 2003].

Overall, continuous surveillance of the patterns of morbidity and mortality remains a high priority in EuroSIDA and other large-size cohort studies (Figure 2a and 2b).

SURVIVAL AFTER DIAGNOSIS OF AN ADE

Several studies have reported an improved prognosis after the diagnosis of most of the individual ADEs in recent years, though most of these studies had quite low power due to the low number of new ADEs [Miralles et al., 1998; De Luca et al., 2000; Tumbarello et al., 2001; Girardi et al., 2001; Rossi et al., 2001; Fordyce et al., 2002; Dore et al., 2002]. For NHL, however, the improvement seemed to be more modest, if present. Most studies have reported a better prognosis, primarily for systemic lymphoma, but a few also for primary brain lymphoma [Aviles and Halabe, 1999; Levine et al., 2000; Thiessard et al., 2000; Navarro et al., 2001; Ratner et al., 2001; Vaccher et al., 2001; Antinori et al., 2001; Hoffmann et al., 2001; Besson et al., 2001; Tam et al., 2002; Gerard et al., 2002]. Of note, the survival for primary brain lymphoma or systemic NHL did not improve in several recently published large cohort studies. This is of concern, though lack of detailed data on chemotherapeutic therapy and staging of disease in these and several other studies should be acknowledged as potential confounding factors [Kirk et al., 2001c; Fordyce et al., 2002; Dore et al., 2002].

Further analyses of large numbers of patients and longer follow-up as well as more detailed information on the subtype of NHL and data of chemotherapy are warranted to assess whether new promising, better targeted treatment options (e.g. monoclonal antibody directed against the CD20 antigen, rituximab) with less toxicity and interactions combined with a high efficacy for NHL-patients in general, will also translate into more pronounced changes for HIV-infected patients [Czuczman et al., 1999; Hainsworth et al., 2000].

RISK FACTORS FOR CLINICAL PROGRESSION

In clinical practice, the ability to identify patients at high risk for clinical progression is essential. As in the pre-HAART era, the CD4 cell count, HIV-RNA, age and a diagnosis of AIDS at initiation of HAART are associated with risk of clinical progression in terms of death or new ADE, as is the immunological and virological response to HAART [Goedert et al., 1987; Goedert et al., 1989; Mellors et al., 1996; O'Brien et al., 1996; Ledergerber et al., 1999a; Grabar et al., 2000a; Sterling et al., 2001; Egger et al., 2002]. Further, presence of anaemia remains a strong, independent predictive factor for death among patients with and without HAART, and hepatitis C co-infection has been shown to deteriorate the clinical prognosis for HIV-infected patients [Saah et al., 1994; Mocroft et al., 1999b; Greub et al., 2000; De Luca et al., 2002].

Among patients who initiated HAART within EuroSIDA, the most recently measured CD4 count, HIV-RNA and haemoglobin as well as a previous diagnosis of severe AIDS (i.e. NHL or progressive multifocal leukoencephalopathy) were all independently related to the risk of clinical progression, and the CD4 cell count was the strongest predictor [Sterling et al., 2001; Lundgren et al., 2002].

Taking the latest measurements into account, the CD4 cell count/HIV-RNA at initiation of HAART and the nadir CD4 cell count were not significantly associated with clinical progression, indicating that present rather than past immune deficiency affects the risk of clinical progression [Kirk et al., 2001c; Lundgren et al., 2002].

Future studies within large observational studies should include analyses on the prognostic influence of hepatitis B and C co-infections as well as the predictive role of long-term toxicities, in particular dyslipidaemia and lipodystrophy (see section on toxicity). Such analyses should be carefully balanced between the wish to include large numbers of parameters and the accuracy and validity of the collected data.

DURABILITY OF EFFECT OF HAART

Due to the limited experience with HAART, the durability of the virological, immunological and clinical effects of HAART remains to be determined. A suggestion for a model of the durability of HAART on a population level is shown in Figure 4. The model is based on past experience and hence the patients starting HAART in this time phrased. Importantly, many of these patients had already been exposed to NRTIs prior to commencing HAART.

Associations between the factors in this model have been documented, and the sequential associations between decreased HIV-RNA level, increased CD4 cell counts and lowered risk of clinical progression among patients who start HAART (the left hand side of the figure), have been described [Ho et al., 1995; Mellors et al., 1996; O'Brien et al., 1996; Hammer et al., 1997; Gulick et al., 1997; Egger et al., 1997; Palella et al., 1998; Pakker et al., 1998; Mocroft et al., 1998a; Notermans et al., 1999; Gulick et al., 2000].

Conversely, virological failure of HAART may start with the development of resistance, though there are other reasons to virological rebound such as poor patient adherence, sub-optimal virological efficacy of the antiretroviral regimen used and non-therapeutic plasma concentrations of the antiretroviral drugs [Havlic et al., 2000; Paredes et al., 2000; Paterson et al., 2000; Nieuwkerk et al., 2001; Baxter et al., 2002].

Development of drug resistance is associated with poor outcome to therapy. Firstly, resistance to Zidovudine as monotherapy was shown to be associated with more rapid clinical progression, and more recently, an association between drug resistance for components of combination therapy and lower virological response has been reported in prospective observational studies. Finally, resistance testing has been shown to improve the virological response of

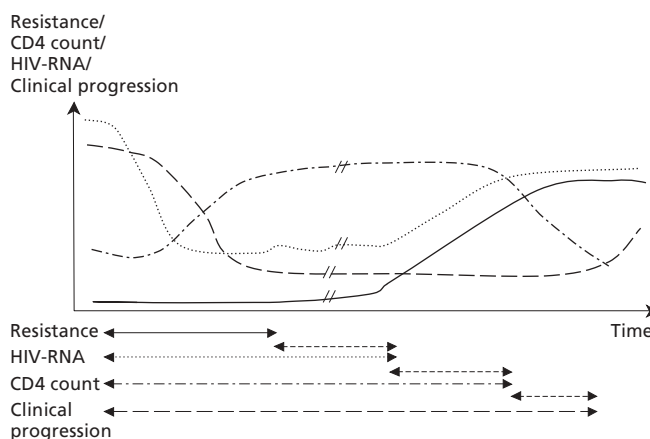


Figure 4. Hypothetical model for the durability of the effects of highly active antiretroviral therapy, HAART, on a population level. The model illustrates the temporal relations between development of drug resistance (increasing number of mutations), rebound of virological response (increasing HIV-RNA), immunological response (decreasing CD4 cell count) and ultimately clinical outcome (progression to a new AIDS defining event or death). The hypothetical durability of these responses is illustrated in the lower part of the figure, and the lag time between loss of one response to affection of the next is also indicated.

HAART among treatment experienced patients in RCTs [D'Aquila et al., 1995; Durant et al., 1999; DeGruttola et al., 2000; Baxter et al., 2002].

The subsequent sequence of increasing HIV-RNA, decreasing CD4 cell count and clinical progression is fairly well described in individual patients and well known in the HIV-clinics. However, within in the presently available studies, the CD4 cell count and the rate of clinical progression remained stable for patients on HAART with virological failure [Ledergerber et al., 1999b; Deeks et al., 2000]. In fact, there remained a beneficial virological and immunological effect of continuing HAART after loss of virological control as well as a clinical effect of HAART among patients with a low CD4 cell count [Mocroft et al., 2000b; Deeks et al., 2001; Kirk et al., 2001c; Miller et al., 2002].

Further, on a population level – within the EuroSIDA study – there was as of 2001/2002 no sign of a time limitation in the effect of HAART on a population level. The mortality and incidence of new ADEs overall as well as of the individual ADEs remained at a stable low level within the EuroSIDA study in the period 1998-2002 (Figure 2a and 2b). The CD4 cell count for the entire population, in terms of the median value as well as the percentage below 200 cells/mm³, was also relatively stable. However, if focus is entirely on median values, smaller fractions of the population coming at risk of progression will be missed. Interestingly, the 5th percentiles of the CD4 cell count also remained relatively stable. Further, among patients on HAART, the CD4 cell count as well as the percentage with HIV-RNA ≤500 copies/mL did not show any signs of a failing effect (Figure 5a and Figure 5b), nor did the clinical score (i.e. the short-term risk of clinical progression remained unchanged) with longer time on HAART (EuroSIDA – unpublished data) [Lundgren et al., 2002]. It was interesting to see that in spite of only 55-65% of the patients who started HAART experienced virological suppression at a given time point, the 5th percentile of the CD4 cell count did not decrease over time, thus suggesting a lag time of more than 4 years between lack of virological suppression and immunological failure (Figure 5b).

Large numbers of patients have now been exposed to many antiretroviral drugs from all classes, and the proportion of patients followed within EuroSIDA who received a regimen of at least 5 drugs increased from 1% in 1996 to 10% in 2001. The median number of antiretroviral drugs a patient had ever been exposed for increased from 2 (range: 0-6) in January 1996 to 6 (0-16) in January 2001, and the proportion of patients exposed to 10 drugs or more increased from 0% to 9% in the same period (EuroSIDA, unpublished data) [Mocroft et al., 2001a; Mocroft et al., 2002b]. This may reflect drug resistance, tolerability or simply changed fashion of treatment. The implications of this extensive exposure for development of drug resistance are essentially unknown, though there are some indications from studies reporting a higher risk of virological rebound among patients who have been exposed to NRTIs before starting HAART compared with patients being treatment naïve at time of starting HAART. Further, a recent study reported an increasing risk of virological rebound with longer duration of NRTI experience before initiation of HAART [Ledergerber et al., 1999b; Paredes et al., 2000; Phillips et al., 2002].

As of 2002, it is not yet possible to assess the durability of HAART on a population level. It is important to underline that the right side of Figure 4 is a worst-case scenario. New antiretroviral drugs, within the existing drug classes as well as drugs targeting other steps of the HIV life cycle (e.g. fusion inhibitors, integrase inhibitors), and immune stimulating drugs, for example Interleukin-2, may influence the model considerably.

Therefore, long-term monitoring of large patient populations is required for early detection of changes in the clinical prognosis for HIV-infected patients receiving HAART, and for better understanding the relations between development of resistance, loss of virological, immunological and clinical response. In particular, the rela-

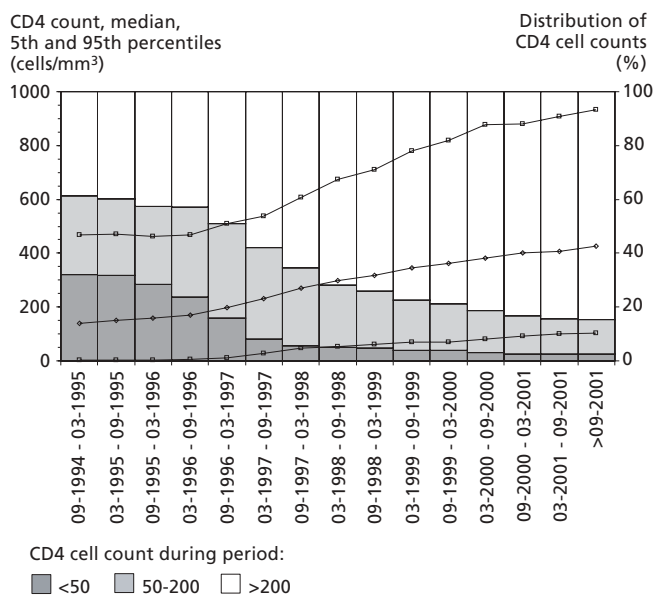


Figure 5a. Changes in CD4 count in the EuroSIDA study 1994-2001. Changes in median CD4 cell count, 5th and 95th percentiles as well as relative distribution in strata of <50, 50-200, and >200 cells/mm³.

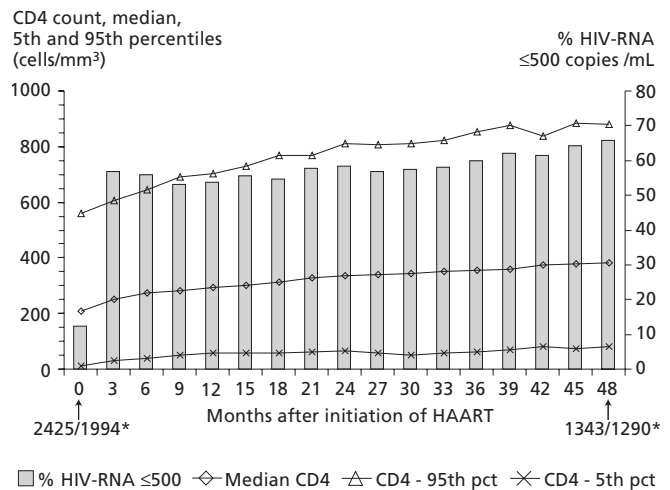


Figure 5b. CD4 cell count and HIV-RNA at consecutive time points after initiation of HAART within the EuroSIDA study. HAART: highly active antiretroviral therapy defined as ≤3 drugs including at least one protease inhibitor, one non-nucleoside reverse transcriptase inhibitor or Abacavir. Pct: percentile. *Number of CD4 counts/HIV-RNA.

tion between drug resistance and clinical outcome has not yet been documented sufficiently.

LONG-TERM TOXICITY OF HAART

As experience with HAART has grown, a range of long-term, late-onset side effects, potentially affecting the long-term treatment of HIV-infected patients and their prognosis have been documented. These include lipodystrophy, hyperlactataemia, osteopenia, diabetes mellitus, dyslipidemia and potential risk of cardiovascular disease [Carr et al., 1998b; Carr et al., 1999; Stephens et al., 1999; Gerard et al., 2000; Carr and Cooper, 2000; Fellay et al., 2001; Friis-Moller et al., 2003].

Though still debated, mitochondrial toxicity, induced by use of NRTIs, has been proposed as a common pathogenesis for several of the side effects [Brinkman et al., 1998; Brinkman et al., 1999].

Lipodystrophy or fat abnormalities – loss of peripheral subcutaneous fat located to arms, legs, buttocks, and buccal region – and/or central fat accumulation – breast hypertrophy, increased intra-abdominal fat and buffalo hump – is associated with use of ART. In particular, fat loss has over the last 3-4 years been associated with

use of Stavudine in several observational studies, and this relation was recently further supported by results from a RCT [Carr et al., 1998b; Saint-Marc et al., 1999; Carr, 2000b; Saves et al., 2002; Dube et al., 2002; Worm et al., 2002].

Approximately, half of the patients on HAART have developed symptoms or signs of fat abnormalities, depending on the diagnostic criteria used, the patient population studied and the follow-up period available [Carr et al., 1998b; Carr et al., 1999; Martinez et al., 2001; Worm et al., 2002]. So far, no curative therapy for the fat abnormalities has been identified, and the reversibility, being tested in RCTs, is still debated and if at all, occurs slowly [Martinez et al., 1999; Carr and Cooper, 2000; Ruiz et al., 2001; Carr et al., 2002].

For future analyses it is important to use uniform objective diagnostic criteria for the lipodystrophy syndrome. Such criteria are currently being developed [Carr et al., 2003].

Of even greater concern is the potential impact of dyslipidaemia, insulin resistance and the clinical fat abnormalities on the risk of cardiovascular disease. This postulated association is currently being analysed in a large multi-cohort collaboration, the DAD study, following more than 23,000 patients [Vittecoq et al., 1998; Friis-Moller et al., 2003].

It is worth emphasising that the prevalence and incidence of these severe and potentially life-threatening side effects should be evaluated in the light of the pronounced declines in mortality and morbidity antiretroviral regimens have resulted in. Of note, these side effects have all been reported in observational studies, whereas RCTs powered to analyse the beneficial effect of HAART due to their limited patient sample and length of follow-up have been of limited value.

CONCLUSION

The introduction of HAART has led to a marked reduction in mortality and morbidity among HIV-infected patients, initially documented in RCTs and later substantiated in large observational studies with long-term follow-up. The latter have also provided data on changes in incidences of individual ADEs as well as survival thereafter and identified predictive factors for clinical progression in general and for individual ADEs. Further, the durability of the effect of HAART is being monitored in the same observational studies, and on a population level the immunological and clinical effects appear to last at least 5-6 years.

In the coming years there are important tasks for both RCTs and observational studies; the former to evaluate causal relations, for example between identified side effects and specific drugs or regimens, and the latter to monitor durability of HAART, as well as to analyse the influence of drug resistance, and not least to detect new and emerging side effects.

THE CLINICAL EFFECTIVENESS OF THE HAART-INDUCED IMMUNE RESTORATION

Before the introduction of HAART, chemoprophylaxis against common OIs was recommended for patients with severe immune deficiency in terms of CD4 cell counts below threshold levels at which the risk of OIs was considered sufficiently high to warrant usage of prophylactic medication. It was plausible to extend these recommendations and threshold levels for usage of chemoprophylaxis to patients who started HAART, though patients on HAART generally are at lower risk of clinical progression and specific OIs compared with patients not receiving HAART at a similar CD4 cell level [Phair et al., 1990; Kaplan et al., 1998; Mocroft et al., 1998b; Kirk et al., 2000; Mocroft et al., 2000b; Kirk et al., 2001c; Miller et al., 2002; Kaplan et al., 2002b].

However, for the majority of patients, HAART has led to immune reconstitution as determined by increasing numbers of memory and later also naïve CD4 cells, improved CD4 cell proliferation against specific antigens such as CMV antigen and tuberculin, and resolving OIs for which no specific treatment was available [Autran et al.,

1997; Murphy et al., 1997; Li et al., 1998; Benfield et al., 1998; Carr et al., 1998a].

It was therefore questioned whether the predictive value of the CD4 cell level for the relative risk of developing ADEs was similar among patients on HAART relative to those not on HAART. That is, whether chemoprophylaxis against OIs could be interrupted after CD4 cell counts had increased to above the threshold levels prompting initiation of similar medication among patients with declining CD4 cell counts during the natural history of HIV; thereby basing the indication for continuation of chemoprophylaxis on the latest CD4 cell count rather than the nadir. In this respect, it should be noted that also in the pre-HAART era some patients (although few) did develop OIs at CD4 levels above those used as thresholds for when to start chemoprophylaxis [Phair et al., 1990; Mocroft et al., 1998b].

Though this should ideally be addressed in RCTs, preliminary reports indicated a low incidence of OIs following interruption of PP (i.e. prevention of initial events of OIs) as well as secondary prophylaxis or MT (i.e. prevention of recurrence of OIs), and therefore only large RCTs with a substantial follow-up time would be able to definitively address this question. A randomised superiority trial addressing the safety of interrupting a specific type of PP or MT against an OI should probably include at least 300-1500 patients, based on assumptions of event/relapse rates of 0-1% among patients on chemoprophylaxis and 3-5% among those without chemoprophylaxis, a statistical power of 80% and a significance level of 5% [Trikalinos and Ioannidis, 2001; Kirk et al., 2002b].

In the absence of conclusive results from RCTs, data from European cohort studies of patients interrupting PP for PCP and also cerebral toxoplasmosis provided compelling evidence that this type of PP could be safely interrupted after sustained CD4 increases to above 200 cells/mm³ [Schneider et al., 1999; Weverling et al., 1999; Furrer et al., 1999; Kirk et al., 1999b; Furrer et al., 2000a]. Subsequently, these results were confirmed in two sufficiently powered RCTs, and in a recent metaanalysis of the studies published so far, the incidence of PCP after interruption of PP against PCP was as low as 0.24 (95%-CI: 0.10-0.49) events/100 PYF [Mussini et al., 2000; Lopez Bernaldo de Quiros JC et al., 2001; Trikalinos and Ioannidis, 2001].

For another common opportunistic pathogen, MAC, two large RCTs as well as an observational study documented that also for this pathogen it was safe to interrupt PP after CD4 cell count increased [Currier et al., 2000; El Sadr et al., 2000; Furrer et al., 2000b].

Extrapolation of the results on PP to MT was not straightforward. Patients with a history of an OI had sufficient degrees of impairment of their immune system to allow the OI to develop, as more than half of the patients in the pre-HAART era experienced a relapse within 6-12 months after stopping specific treatment for the OI if MT was not provided. Patients interrupting MT against a specific OI were thus at a substantially higher risk of experiencing a relapse of the OI compared with patients who interrupted PP against the same OI [Haverkos, 1987; Jacobson et al., 1988; Bozzette et al., 1991; Montaner et al., 1991; Jacobson et al., 1993; Katlama et al., 1996; Mocroft et al., 1998b; Kaplan et al., 2002b].

A collaboration of 8 large European cohorts found no relapses of PCP within 374 PYF after MT against PCP was interrupted after HAART had led to an increase of the CD4 count to above 200 cells/mL, and thereby provided strong evidence on the safety of the interruption of this type of MT [Ledergerber et al., 2001]. This finding was supported by a RCT, in which 60 patients interrupted MT against PCP, though this trial was not of a sufficient size to base recommendations on [Lopez Bernaldo de Quiros JC et al., 2001]. Accumulating all published series of interruption of MT against PCP, 1 relapse has been reported in 501 PYF, resulting in an incidence of 0.20 (0.01-1.11) relapse of PCP/100 PYF [Trikalinos and Ioannidis, 2001].

The strategy of safe interruption of MT against other common

OIs – CMV end organ disease, disseminated MAC infection, cerebral infection with *Toxoplasma gondii*, and extrapulmonary *Cryptococcus neoformans* – has been reported on in patient series of varying sizes and inclusion criteria, though based on substantially lower number of patients and PYF than for PCP [Whitcup et al., 1997; Aberg et al., 1998; Whitcup et al., 1999; Kirk et al., 1999b; Jouan et al., 2001; Zeller et al., 2002; Shafran et al., 2002].

A recent European multi-cohort study was by far the largest of these studies and in addition had the strength of analysing four common OIs, and the consistent overall findings could thereby provide support to the experience with OIs with the previously reported shortest follow-up after interruption of MT, such as toxoplasmosis and cryptococcosis. A total of 358 patients on HAART interrupted MT at a CD4 count above 50 cells/mm³, and 5 relapses were diagnosed within 781 PYF, yielding relapse incidences with upper limit of the 95%-CI below 5-6 relapses/100 PYF. These incidences were very low compared with relapse rates in the pre-HAART era, and the risk of a recurrence was well out-weighted by costs, and side effects of the existing drugs used for MT [Kaplan et al., 2002a; Kirk et al., 2002b].

In addition, the incidence of bacterial infections, in particular bacterial pneumonia, was low among patients who interrupted chemoprophylaxis, and therefore was not an argument for continuing prophylactic regimens with antibacterial effect [Weverling et al., 1999; El Sadr et al., 2000; Ledergerber et al., 2001; Koletar et al., 2001].

Of note, recurrences of OIs often occur shortly after interrupting MT, and some patients experience several recurrences, suggesting that these patients may also have had some specific immune deficiencies despite experiencing CD4 cell increases [Murray et al., 2001; Johnson et al., 2001; Kirk et al., 2002b]. Such deficiencies have now been reported, as have methods for identifying high risk patients for experiencing recurrent CMV end organ disease before it is decided to interrupt the MT by assessing the CMV-specific CD4 cell frequency, though not yet available for broader clinical practice [Komanduri et al., 2001; Piccinini et al., 2001].

One caveat for all the studies reported, including the RCTs, is that information on those who do not interrupt chemoprophylaxis are generally lacking, and the participating patients may not be representative of all patients who experience HAART-induced CD4 cell increases. In particular, the median CD4 cell count at discontinuing chemoprophylaxis was for most studies far above the threshold of 200 CD4 cells/mm³ [Kaplan et al., 2002a]. The cohort studies have, however, due to their design the possibility of analysing differences between patients who remain on and interrupt MT, and future studies should further elucidate this question [Yust et al., 2001]. Future analyses should also include a more refined evaluation of the level of CD4 count at which it is safe to interrupt chemoprophylaxis for patients with increasing CD4 count and when to restart chemoprophylaxis when the CD4 cell count starts to decline again. Until further information becomes available, it seems reasonable to restart at the same criteria as for starting it initially [Kaplan et al., 2002a; Kaplan et al., 2002b].

Presently, patients with detectable HIV-RNA do not seem to be at a substantially higher risk of an OI after discontinuation of chemoprophylaxis compared with patients with a similar CD4 cell count and undetectable HIV-RNA, though the numbers of patients with detectable HIV-RNA have been relatively limited [Schneider et al., 1999; Weverling et al., 1999; Kirk et al., 1999b; Currier et al., 2000; El Sadr et al., 2000; Furrer et al., 2001; Kirk et al., 2002b]. Consistent with this, the CD4 cell count seems to be a much better marker of risk of clinical disease than viral load [Sterling et al., 2001; Lundgren et al., 2002].

Most patients in the published series of chemoprophylaxis have been treated with PI-based HAART regimens, which have been reported to have in vitro activity against *Pneumocystis carinii*, and it remains to be determined whether NNRTI-based or entirely NRTI-

based HAART regimens provide a similar degree of protection, although this is likely the case [Atzori et al., 2000].

Finally, extrapolation to interruption of chemoprophylaxis against other less common OIs such as *Histoplasma capsulatum*, *Coccidioides immitis*, and *Salmonella* species seems sensible, though documentation is less clear. The much lower incidences of these OIs makes it, however, difficult to monitor increases or decreases in incidence [Kaplan et al., 2002b].

CONCLUSION

Based on results from RCTs and especially observational studies there is now sufficient evidence to conclude that it is safe to discontinue PP and MT for the most common OIs in HIV-patients after sustained HAART-induced CD4 cell increases [Kaplan et al., 2002b].

Items to be addressed include refining thresholds for when to interrupt and restart chemoprophylaxis for patients with increasing and decreasing CD4 cell count, the influence of continuous HIV-replication and of specific components of the HAART regimens, as well as the long-term monitoring. These topics must be addressed in large populations due to the very low number of events after discontinuation of chemoprophylaxis.

COMPARISON OF DIFFERENT HAART REGIMENS

RCTs

Generally, the effect of HAART regimens have been documented in RCTs comparing a regimen of two NRTIs with and without the new component, being a PI or NNRTI [Collier et al., 1996; D'Aquila et al., 1996; Hammer et al., 1997; Montaner et al., 1998; Cameron et al., 1998; Stellbrink et al., 2000; Saag et al., 2001; Gartland, 2001]. Only few RCTs comparing various HAART regimens head-to-head have been conducted. This is unfortunate since optimising the treatment remains of immense importance as a large proportion of patients do not experience fully suppressed viral replication [Fatkenheuer et al., 1997; Ledergerber et al., 1999b; Paredes et al., 2000] (Figure 5b).

The Danish PI study was one of the first of these studies and compared regimens of either Indinavir 800 mg TID, Ritonavir 600 mg BID or Ritonavir 400 mg BID plus Saquinavir hard gel 400 mg BID, all combined with 2 NRTIs. In the latter regimen Ritonavir inhibited the metabolism of Saquinavir hard gel, resulting in higher plasma concentrations of this PI and thereby 2 virologically active PIs [Merry et al., 1997; Kirk et al., 1999a].

An analysis of the first 269 patients followed for 24 weeks suggested a better short-term virological response of the regimen containing Ritonavir plus Saquinavir hard gel, whereas the discontinuation rate was significantly higher among patients who started a Ritonavir only based regimen. In a pre-determined subgroup analysis the virological response differed significantly across the treatment regimens among treatment naïve patients, but not among experienced patients (Figure 6) [Kirk et al., 1999a]. The primary strength of these findings was the consistency in the findings between the various definitions of virological response – proportion with HIV-RNA ≤200 copies/mL or HIV-RNA ≤20 copies/mL at week 24, as well as decrease of viral load within the first 24 weeks – but the possibility of a type I error should not be ignored, due to a relatively limited number of patients in the analysis, in particular when analysing treatment naïve and experienced patients separately. We attempted to apply a conservative approach to this three-armed trial by only performing pair wise comparisons if the overall p-value was less than 0.05, although the power calculations were based on a comparison of two drugs.

In a latter analysis with more patients and longer follow-up, patients starting Ritonavir and Saquinavir hard gel still tended to have better virological responses, though the results were no longer statistically significant [Katzenstein et al., 2000].

However, as of 2002, this dual PI-regimen is no longer a first-

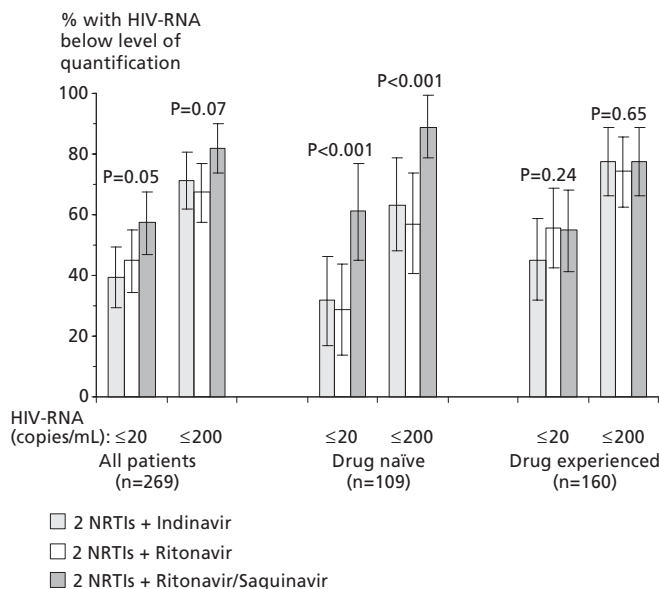


Figure 6. Proportion of patients with HIV-RNA ≤ 20 copies/mL and ≤ 200 copies/mL after 24 weeks in a randomised trial of Indinavir 800 mg TID, Ritonavir 600 mg BID and Ritonavir 400 mg BID/Saquinavir hard gel 400 mg BID, all in combination with 2 nucleoside reverse transcriptase inhibitors (NRTIs). Intention-to-treat analyses of 269 patients with data up to 24 weeks. Data after premature switch from randomised therapy were included, and missing values were categorised as failures (i.e. $>20/200$ copies/mL, respectively). Results originally published in article VI [Kirk et al., 1999a].

choice regimen, primarily due to common side effects and concern of long-term toxicity. Instead, 'baby-dose' Ritonavir boosted PI-containing HAART regimens have come into use: a small dosage (100 mg BID) of Ritonavir without intrinsic antiretroviral effect ensures a stable plasma concentration of the other PI by inhibiting its metabolism. This results in a high virological efficacy combined with an improved tolerability [Anonymous, 2001b; Walmsley et al., 2002; Yeni et al., 2002; Dragsted et al., 2003].

Other RCTs have compared the virological response after 24-48 weeks among patients starting different initial HAART regimens [Cohen et al., 1999; Staszewski et al., 1999; Moyle et al., 2000; Eron, Jr. et al., 2000; Squires et al., 2000; Carr et al., 2000a; Staszewski et al., 2001; Walmsley et al., 2002; Nunez et al., 2002]. In general, they found few differences in short-term virological response, and several of these studies seemed inadequately powered [Moher et al., 1994; Altman and Bland, 1995]. The notable exception from this pattern was the superior virological effect of Efavirenz, Zidovudine and Lamivudine compared with Indinavir, Zidovudine and Lamivudine in treatment naïve patients, although there were caveats in the design of that trial (see 'Design and analysis of RCTs with virological end-point') [Staszewski et al., 1999].

POTENTIAL ROLE OF OBSERVATIONAL STUDIES

Though being the golden standard, there are several issues inadequately addressed (and likely to remain unaddressed) in the RCTs of HAART regimens: i) the longer-term response to specific HAART regimens including clinical outcome, and ii) the lack of comparisons; i.e. the inability to perform all theoretical comparisons of HAART regimens, as 18 antiretroviral drugs have been licensed.

A study of 2203 mainly treatment experienced patients recently reported a significantly better virological response of Efavirenz among patients starting either of the two most frequently used NNRTIs – Efavirenz and Nevirapine – as part of a HAART regimen [Phillips et al., 2001a]. This finding was confirmed in other larger cohort studies, whereas a RCT of 67 patients had insufficient power to detect clinically meaningful differences [Matthews et al., 2002; Cozzi-Lepri et al., 2002; Nunez et al., 2002]. Due to the observational design these results should not be considered as definitive evi-

dence, but rather lead to increased interest in the results of an ongoing RCT comparing initial HAART regimens containing Efavirenz and Nevirapine to be reported in 2003 [van Leeuwen and The 2NN Study Group, 2002].

Another example of the role of observational studies is that in the absence of RCTs evaluating Saquinavir hard gel relative to other PI-containing HAART regimens, several cohort studies have reported an inferior virological effect of Saquinavir containing HAART regimens (mono PI-regimens), which is biologically plausible due to the low bioavailability of Saquinavir hard gel [Merry et al., 1997; Jensen-Fangel et al., 1999; Ledergerber et al., 1999b; Paredes et al., 2000; Grabar et al., 2000b]. In extension of these findings, a significantly higher risk of clinical progression was documented among patients starting a Saquinavir hard gel-based HAART regimen; being consistent with and in the same direction as inferior virological and immunological responses in this group compared with those starting regimens based on Indinavir or Ritonavir [Kirk et al., 2001b]. The consequences beyond the first few years of starting a virologically sub-optimal regimen including the development of resistance and the influence thereof remain to be evaluated.

Interpretation of drug comparisons within observational studies should be done with caution, as several biases may influence the results. In an often-referenced paper, consistent results on the relative difference in clinical outcome among patients who initiated one or two NRTIs were very similar in three large observational studies and in three large RCTs. This suggests that comparisons of treatment regimens under certain circumstances can be performed within observational studies in the field of HIV where risk factors for clinical outcome are fairly well established, allowing for adjustment to eliminate or at least reduce some of the biases inherent to observational studies [Phillips et al., 1999].

Other HIV- and non-HIV-related studies have compared the assessment of treatment effect in observational and randomised studies without pronounced inconsistencies between the two approaches, though some variability has been reported between RCTs and observational studies, as is also the case for the RCTs and observational studies internally. Though the statistical methods and the quality of the design and data collection within observational studies have improved, there are still concerns of the biases in the latter, in particular the inherent selection bias or 'confounding by indication' (i.e. patients are not randomly allocated to a treatment regimen) [Kunz and Oxman, 1998; McKee et al., 1999; Pocock and Elbourne, 2000; Concato et al., 2000; Benson and Hartz, 2000; Barton, 2000; Ioannidis et al., 2001b; Dunn et al., 2002].

In general, for treatment comparisons within observational studies, the more pronounced difference, the larger number of patients, the more homogenous patient populations in the different treatment arms to be compared, and the more robust/stable the findings are in sensitivity analyses, the more likely is the finding to hold true, especially if independently confirmed in other cohorts [Phillips et al., 1999; Pocock and Elbourne, 2000; Barton, 2000; Sabin and Phillips, 2001a; Sabin and Phillips, 2001b].

Observational analyses should not replace results from RCTs or reduce the willingness to perform RCT; the two types of study should rather complement each other. First of all, observational data is useful for evaluating the generalisability of the results obtained in RCTs with extensive exclusion criteria to a broader spectrum of patients in clinical practice. Further, results from observational studies should serve as encouragement to perform RCTs and potential sources of identifying drugs to compare in future RCTs, sources of knowledge in cases where RCTs for ethical or practical reasons are not feasible, and sources for long-term clinical data for drugs originally tested in short-term virological RCTs [Black, 1996; Pocock and Elbourne, 2000; Barton, 2000; Ioannidis et al., 2001a].

CONCLUSION

Few comparative RCTs of HAART regimens have been performed,

and the recommendations on first-choice initial HAART regimens are generally based on relatively short-term virological results from randomised settings, on toxicity data as well as considerations of future treatment options [Anonymous, 2001b; Yeni et al., 2002].

More comparisons and trials with longer follow-up including clinical outcome are warranted to facilitate the choice of optimal components of the (initial) HAART regimen and treatment strategy. RCTs remain the golden standard for evaluating treatment regimens, and should be performed whenever possible, but observational studies may in several situations be able to provide important information, especially if confirmed in several independent cohorts.

DESIGN AND ANALYSIS OF RCTS WITH VIROLOGICAL END-POINT

Whereas clinical outcome was the primary outcome in early RCTs, the regulatory authorities such as the Food and Drug Administration, FDA, in USA and the European Medical Evaluation Agency, EMEA, in Europe currently approve new drugs based on virological data of 24 weeks of follow-up (accelerated approval) or 48 weeks (standard approval), due to the low number of clinical events [Anonymous, 2002]. This procedure allows for a quick access to new therapy of benefit for the present patients, but as a consequence data on long-term follow-up including clinical outcome are not available [Anonymous, 2001b; Yeni et al., 2002].

In these RCTs with virological response as primary end-point it has become widely accepted to categorise switches from randomised therapy (i.e. discontinuation of randomised therapy and likely initiation of another HAART regimen) as virological failures together with patients who do not obtain a HIV-RNA below a specified level of quantification, ITT/s=f. In addition, patients who die, are lost to follow-up, or do not have any HIV-RNA measurement at a given time point, are also categorised as virological failures. The reasoning for this approach is a wish to assess the effectiveness of a treatment regimen by combining the virological and safety responses. Contrasting the ITT/s=f approach, a true intention-to-treat analysis requires continuous follow-up on all patients whether on or off randomised therapy, ITT/s incl, and the virological response is assessed based on the actual HIV-RNA measurement regardless of premature switch from randomised therapy [Anonymous, 1999; Kirk et al., 2002a].

Many RCTs including most recent pivotal trials discontinue follow-up permanently at switch from randomised therapy, thereby limiting the possibilities of performing complementary analyses [Staszewski et al., 1999; Gilbert et al., 2001; Staszewski et al., 2001].

As one of few trials, the Danish PI Study continued to follow patients after premature switch from randomised therapy, and it was interesting to note that the choice of analysis, ITT/s=f or ITT/s incl did matter; the result of a regimen-to-regimen comparison was significant in one and not significant in the other analysis for two of the three regimen-to-regimen comparisons in this study [Katzenstein et al., 2000; Kirk et al., 2002a].

Based on data from two RCTs with complete follow-up and as well as observational data from EuroSIDA, the difference between the two analytic approaches has been shown – as expected – to increase with increasing switch rate, and the response to a second-line regimen at week 48 varies across the regimens used (Figure 7). Therefore, the ITT/s=f approach neglects that a given drug or regimen may have impact on the virological response and the risk of toxicity after the patient has switched to other therapy. For example, among patients randomised to initiate Ritonavir in the Danish Protease Inhibitor Study, 55% switched from randomised therapy within 48 weeks, and 29% and 48% had a HIV-RNA below level of quantification after 48 weeks according to the ITT/s=f and ITT/s incl, respectively [Kirk et al., 2002a].

As the focus of RCT has changed towards an evaluation of treatment strategies rather than effect of specific regimen, follow-up data after premature switch from therapy is of increasing importance,

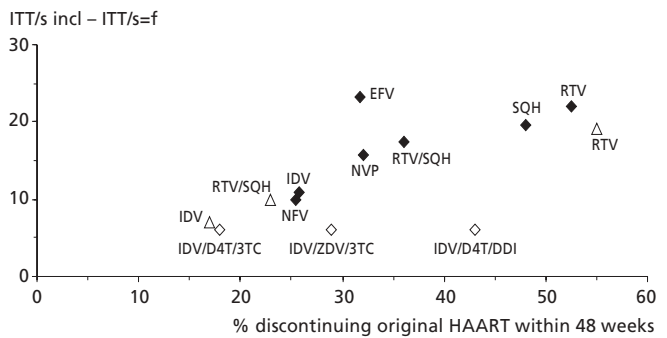


Figure 7. The difference in the treatment response after 48 weeks of HAART using two different analytic approaches, with (ITT/s incl) and without data (ITT/s=f) after switch from randomised therapy, according to switch rate of the randomised therapy, according to switch rate of the randomised therapy. Figure originally published in article VIII [Kirk et al., 2002a].

Data was derived from: 1) the Danish protease inhibitor study (Δ) [Kirk et al., 2002a], 2) the OzCombo1 study (\diamond) [Carr et al., 2000a], and 3) EuroSIDA (\blacklozenge), using a definition of treatment response of $pVL \leq 500$ copies/mL. Switch of treatment was defined as switch of the protease inhibitor or non-nucleoside reverse transcriptase inhibitor component in a HAART regimen).

Abbreviations: D4T: Stavudine, DDI: Didanosine, EFV: Efavirenz, IDV: Indinavir, NVP: Nevirapine, RTV: Ritonavir, SQH: Saquinavir hard gel, and ZDV: Zidovudine. HAART: highly active antiretroviral therapy consisting of 2 nucleoside reverse transcriptase inhibitors and 1-2 protease inhibitor(s) or 1 non-nucleoside reverse transcriptase inhibitor.

and several ongoing studies have specified sequential regimens after each of the randomised regimens in the protocol, and continue to follow patients after premature interruption of randomised therapy to assess the long-term efficacy. Results from such studies on treatment strategies rather than specific regimens will be more generalisable to the handling of patients in clinical practice [Smeaton et al., 2001; MacArthur et al., 2001; Anonymous, 2001a; Emery et al., 2002; Kirk et al., 2002a].

SWITCH OF COMPONENTS OF HAART

In analyses based on the ITT/s=f approach, the virological response rate is closely linked to the switch rate. More than one fourth of patients starting a first HAART regimen switched components of their HAART regimen within the first year in a randomised as well as an observational setting with large variations according to the drugs used [Kirk et al., 1999a; d'Arminio et al., 2000; Kirk et al., 2001a; Kirk et al., 2001b; Mocroft et al., 2001b; Kirk et al., 2002a].

Interestingly, the most common reason for switching from components of HAART regimens were side effects, predominantly of gastrointestinal or neurological nature, though with pronounced differences according to the HAART regimen used. In contrast, virological failure was only considered to be the principal reason for switch from initial HAART therapy in few patients [d'Arminio et al., 2000; Kirk et al., 2001a; Kirk et al., 2002a].

In general, patients who initiated a Ritonavir-containing regimen were at highest risk of treatment discontinuation within the first 12 months of HAART [Kirk et al., 1999a; d'Arminio et al., 2000; Bonfanti et al., 2000; Kirk et al., 2001a; Kirk et al., 2001b]. Other predictive factors for switches of a HAART regimen varied across studies, depending on the patient populations studied, whether the analysis focused on discontinuation of one specific component or any component of the HAART regimen, and whether the analysis included all switches or those related to toxicity. The risk factors seemed relatively similar in randomised and observational settings [d'Arminio et al., 2000; Kirk et al., 2001a; Mocroft et al., 2001b].

Predictive factors for treatment switch in general were previous usage of ART before starting HAART, type of HAART regimen initiated, body weight or gender; the later primarily explained by differences in body weight [Lucas et al., 1999; Ferrer et al., 1999; Kirk et al., 2001a]. Further, the risk of treatment-limiting side effects of PI

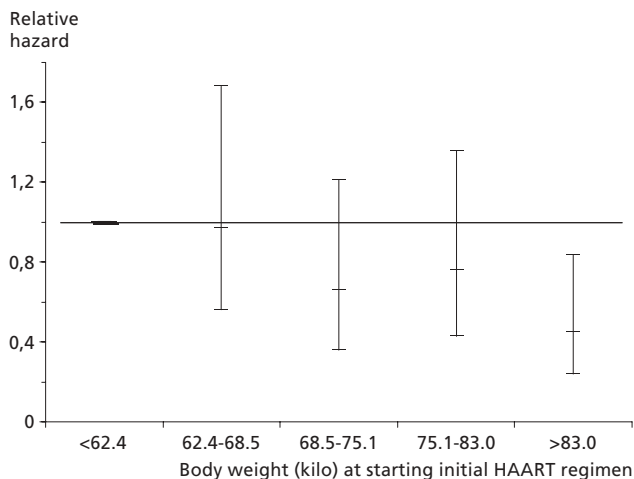


Figure 8. Development of treatment-limiting adverse drug reactions according to patient's body weight among 505 patients starting their first HAART regimen in a Danish observational study. Multivariable Cox models comparing the risk of switch from the original protease inhibitor component(s) of their initial HAART regimen (with 95% confidence intervals) among patients with the lowest body weight (20%) relative to each of the four other weight groups. Figure originally published in article IX [Kirk et al., 2001a]. HAART: highly active antiretroviral therapy consisting of 2 nucleoside reverse transcriptase inhibitors and 1-2 protease inhibitor(s).

therapy increased with decreasing body weight, thus suggesting the need of individualisation of dosages of antiretroviral drugs according to body weight and the potential use of therapeutic drug monitoring for safety reasons in clinical practice (Figure 8) [Gatti et al., 1999; Kirk et al., 2001a].

High HIV-RNA and to some extent also low CD4 cell count seemed to be associated with a higher risk of switch, though low HIV-RNA was associated with a higher risk of switch among patients participating in a RCT [Kirk et al., 2001a]. The latter probably reflects that patients followed in this RCT who were at low risk of clinical progression were less likely to accept side effects or dietary restrictions due to the regimen initiated, as was also the case with increasing calendar time [d'Arminio et al., 2000; Kirk et al., 2001a; Mocroft et al., 2001b].

CONCLUSION

Most RCTs do not routinely follow patients after premature switch of the randomised therapy, and this compromises the possibilities of several additional approaches. Emphasising the relevance of continuous follow-up, such treatment switches are predominantly due to side effects, whereas virological failure is only seen in few patients. Predictive factors for switch of therapy have been identified.

Future studies should ensure that patients remain under follow-up in RCTs even after premature switch from first-line randomised therapy and subsequent treatment options should be specified in the study protocols, as this is important for analysis of virological effect and assessment of long-term consequences of the treatment to be evaluated in the trial.

GENERAL CONCLUSIONS AND PERSPECTIVES

In summary, the introduction of antiretroviral combination therapy in the western world has been associated with marked improvements in the clinical prognosis for HIV-infected patients in terms of decreased mortality, morbidity and need of chemoprophylaxis for opportunistic pathogens. However, many unsolved questions remain with respect to HIV-therapy – in terms of developing new antiretroviral drugs and ideally a vaccine, but also in terms of optimal usage of the therapy already available for the clinical handling of HIV-infected patients. These questions include when to initiate ART, choice of optimal treatment regimen, how to treat (role of immune stimulating drugs, structured treatment interruptions and

therapeutic drug monitoring as well as risk of toxicity), when to switch therapy (components of salvage therapy, role of resistance testing and identification of patients at high risk of clinical progression), and when to interrupt and restart chemoprophylaxis for OIs.

The present series of studies document that observational studies have been an important supplement to RCTs in studying the effects of HAART among HIV-infected patients [Kirk et al., 1998; Kirk et al., 1999a; Kirk et al., 1999b; Kirk et al., 2000; Kirk et al., 2001a; Kirk et al., 2001b; Kirk et al., 2001c; Kirk et al., 2002a; Kirk et al., 2002b]. Clearly, RCTs are the golden standard and should be performed whenever possible [Pocock and Elbourne, 2000; Barton, 2000]. However, there are a number of the issues mentioned above, which RCTs cannot readily address for practical or ethical reasons. In this situation, observational studies may provide useful information as an important supplement to expert opinions. Several of the publications involving the EuroSIDA study has led to revisions of public health guidelines in USA and Europe [Weverling et al., 1999; Ledergerber et al., 2001; Phillips et al., 2001b; Anonymous, 2001b; Yeni et al., 2002; Egger et al., 2002; Kaplan et al., 2002b].

Observational studies play an important role in the continuous evaluation and assessment of the longer-term effect of HAART, i.e. the durability of HAART, identification of patients at high risk of developing a specific ADE or dying, monitoring of changes in incidences of individual ADEs and thereby in the pattern of ADEs, as well as detection of new emergent HIV-related diseases. Longer-term side effects are also poorly elucidated and require continuous follow-up in large-scale studies, as antiretroviral drugs are being approved in a relatively fast manner based on short-term RCTs with virological rather than clinical end-points [Anonymous, 2001b; Anonymous, 2002].

It remains important to assess the treatment response in clinical practice, outside the often idealised setting of a RCT including selected groups of patients and being performed at selected clinics; i.e. how do results from RCTs translate into daily clinical practice among patient populations commonly not included in RCTs, such as intravenous drug users and patients co-infected with hepatitis B or C. Ideally, RCTs should include these subgroups.

With respect to comparisons of specific HAART regimens, the role of observational studies is debated, and results of drug comparisons in cohort studies should be interpreted with caution. Ideally, findings in observational studies should be tested in RCTs and the observational studies may thus help to identify objectives for future RCTs, though the feasibility of such trials will naturally depend on the size of the effect observed in the observational studies [Ioannidis et al., 2001a]. Observational studies may still provide important information on relative effect of different HAART regimens not readily available from RCTs, in particular on long-term effect.

To conclude, there are several areas where observational studies in the coming years can provide essential information, which may never be available from RCTs. Standardised data collection, data monitoring, and standardised analyses can all help to improve the quality of an observational study and provide more reliable results. Regardless of the nature of the study, well designed studies will better address unsolved questions, and it could be argued that large well-designed high-quality observational studies may provide more reliable information than small, sub-optimally designed randomised studies of selected patient populations [Feinstein, 1984]. Further, even large-scale observational studies may for some analyses not be large enough. For this reason and due to the importance of the reproducibility of findings in other settings, collaboration between the existing and the many new HIV cohorts is essential for the scientific outcome of these studies in the coming years.

SUMMARY

The thesis includes nine previously published articles and a review of the literature. This work was carried out in the period 1997-2002

while I was employed at Hvidovre University Hospital in Copenhagen, initially at Department of Infectious Diseases, and later at Copenhagen HIV Programme (CHIP).

The aim of this series of studies was to analyse the effects of potent antiretroviral combination therapy among HIV-infected patients and to discuss to which extent results obtained from observational studies can supplement randomised controlled trials.

Since the introduction of highly active antiretroviral therapy, HAART, in Europe, the mortality and incidences of all AIDS defining events have decreased substantially, and the decrease was most pronounced for AIDS defining events diagnosed at severe immune suppression, as for example infection with *Mycobacterium avium* complex compared with *Mycobacterium tuberculosis*, which is diagnosed over a broader spectrum of immune deficiency. In contrast to what had been feared, the risk of non-Hodgkin lymphoma also decreased with longer time on HAART, though more slowly than most other AIDS defining diseases. Patients, with sub-optimal CD4 and HIV-RNA responses to HAART, were at highest risk of NHL.

In the absence of data from randomised trials, observational data from European cohorts including a Danish study has documented that it is safe to interrupt primary prophylaxis and maintenance therapy against most common opportunistic infections after HAART-induced CD4 lymphocyte increases.

Few randomised trials have compared the virological effect of different HAART regimens: a Danish trial suggested a better short-term virological effect of regimens based on Ritonavir/Saquinavir hard gel compared with regimens containing either Indinavir or Ritonavir, whereas the immunological and clinical effects did not vary significantly. In addition, we found within a large population with substantial follow-up, consistency between inferior virological and immunological responses and the clinical effect of HAART-regimens, which contained Saquinavir hard gel compared with Indinavir.

Most current randomised trials of virological response to HAART do not include virological data after premature interruption of randomised therapy. Instead patients are categorised as virological failures from the time of switching therapy, though the most common reason for the switch is side effects and the risk of switch varies widely according to the therapy initiated and the patient population. Based on results from both observational and randomised settings, it was demonstrated that such analyses might lead to an imprecise and incomplete assessment of the treatment response whereas complete follow-up allows for several analytic approaches.

To conclude, the introduction of antiretroviral combination therapy has been associated with marked improvements in the clinical prognosis for HIV-infected patients in Europe. Observational studies have proven an essential supplement to randomised trials in the analyses of the effects of HAART, and will be ideally placed to address future important questions, which otherwise might not be addressed sufficiently.

ABBREVIATIONS

ADE	AIDS defining event
AIDS	acquired immunodeficiency syndrome
ART	antiretroviral therapy
BID	twice daily
CD4 cell	CD4 receptor positive T lymphocyte cell (plasma level)
CI	confidence interval
CMV	cytomegalovirus
HAART	highly active antiretroviral therapy
HIV	human immunodeficiency virus type 1
HIV-RNA	HIV-RNA plasma level
ITT/s incl	intention-to-treat/switches included
ITT/s=f	intention-to-treat/switches equal failures
MAC	<i>Mycobacterium avium</i> complex
MT	maintenance therapy
NHL	non-Hodgkin lymphoma

NRTI	nucleoside reverse transcriptase inhibitor
NNRTI	non-nucleoside reverse transcriptase inhibitor
OI	opportunistic infection
PCP	<i>Pneumocystis carinii pneumonia</i>
PYF	person-years of follow-up
PI	protease inhibitor
PP	primary prophylaxis
RCT	randomised controlled trial
TID	three times daily

REFERENCES

- Aberg JA, Yajko DM, Jacobson MA. (1998) Eradication of AIDS-related disseminated mycobacterium avium complex infection after 12 months of antimycobacterial therapy combined with highly active antiretroviral therapy. *J Infect Dis* 178:1446-1449.
- Abgrall S, Rabaud C, Costagliola D. (2001) Incidence and risk factors for toxoplasmic encephalitis in human immunodeficiency virus-infected patients before and during the highly active antiretroviral therapy era. *Clin Infect Dis* 33:1747-1755.
- Abrams DI, Goldman AI, Launer C, Korvick JA, Neaton JD, Crane LR, Grodesky M, Wakefield S, Muth K, Kornegay S. (1994) A comparative trial of didanosine or zalcitabine after treatment with zidovudine in patients with human immunodeficiency virus infection. The Terry Beinr Community Programs for Clinical Research on AIDS. *N Engl J Med* 330:657-662.
- Altman DG and Bland JM. (1995) Absence of evidence is not evidence of absence. *BMJ* 311:485.
- Altman DG, Schulz KF, Moher D, Egger M, Davidoff F, Elbourne D, Gotzsche PC, Lang T. (2001) The revised CONSORT statement for reporting randomized trials: explanation and elaboration. *Ann Intern Med* 134:663-694.
- Anonymous. (1994) Concorde: MRC/ANRS randomised double-blind controlled trial of immediate and deferred zidovudine in symptom-free HIV infection. Concorde Coordinating Committee. *Lancet* 343:871-881.
- Anonymous. (1996) Delta: a randomised double-blind controlled trial comparing combinations of zidovudine plus didanosine or zalcitabine with zidovudine alone in HIV-infected individuals. Delta Coordinating Committee. *Lancet* 348:283-291.
- Anonymous. (1999) Analysis of HIV-1 clinical trials: statistical magic? The AVANTI Steering Committee. *Lancet* 353:2061-2064.
- Anonymous. (2000) Highly Active Antiretroviral Therapy and Incidence of Cancer in Human Immunodeficiency Virus-Infected Adults. *J Natl Cancer Inst* 92:1823-1830.
- Anonymous. (2001a) An open-label randomized trial to evaluate different therapeutic strategies of combination therapy in HIV-1 infection: design, rationale, and methods of the initio trial. *Control Clin Trials* 22:160-175.
- Anonymous. (2001b) British HIV Association (BHIVA) guidelines for the treatment of HIV-infected adults with antiretroviral therapy. *HIV Med* 2:276-313.
- Anonymous. (2002) Guidance for Industry. Antiretroviral Drugs Using Plasma HIV RNA Measurements – Clinical Considerations for Accelerated and Traditional Approval. U.S. Department of Health and Human Services. Food and Drug Administration, Center for Drug Evaluation and Research. <http://www.fda.gov/cder/guidance/3647fnl.pdf> (accessed 28.12.2002).
- Antinori A, Cingolani A, Alba L, Ammassari A, Serraino D, Ciancio BC, Palmieri F, De Luca A, Larooca LM, Ruco L, Ippolito G, Cauda R. (2001) Better response to chemotherapy and prolonged survival in AIDS-related lymphomas responding to highly active antiretroviral therapy. *AIDS* 15:1483-1491.
- Atzori C, Angeli E, Mainini A, Agostoni F, Micheli V, Cargnel A. (2000) In vitro activity of human immunodeficiency virus protease inhibitors against *Pneumocystis carinii*. *J Infect Dis* 181:1629-1634.
- Autran B, Carcelain G, Li TS, Blanc C, Mathez D, Tubiana R, Katlama C, Debre P, Leibowitch J. (1997) Positive effects of combined antiretroviral therapy on CD4+ T cell homeostasis and function in advanced HIV disease. *Science* 277:112-116.
- Aviles A and Halabe J. (1999) Improved prognosis in patients with acquired immunodeficiency syndrome-related lymphoma. *Cancer Biother Radiopharm* 14:349-352.
- Badri M, Wilson D, Wood R. (2002) Effect of highly active antiretroviral therapy on incidence of tuberculosis in South Africa: a cohort study. *Lancet* 359:2059-2064.
- Baril L, Jouan M, Agher R, Cambau E, Caumes E, Bricaire F, Katlama C. (2000) Impact of highly active antiretroviral therapy on onset of *Mycobacterium avium* complex infection and cytomegalovirus disease in patients with AIDS. *AIDS* 14:2593-2596.
- Barton S. (2000) Which clinical studies provide the best evidence? The best rct still trumps the best observational study. *BMJ* 321:255-256.
- Baxter JD, Merigan TC, Wentworth DN, Neaton JD, Hoover ML, Hoetelmans RM, Piscitelli SC, Verbiest WH, Mayers DL. (2002) Both

- baseline HIV-1 drug resistance and antiretroviral drug levels are associated with short-term virologic responses to salvage therapy. *AIDS* 16:1131-1138.
- Begg C, Cho M, Eastwood S, Horton R, Moher D, Olkin I, Pitkin R, Rennie D, Schulz KF, Simel D, Stroup DF. (1996) Improving the quality of reporting of randomized controlled trials. The CONSORT statement. *JAMA* 276:637-639.
- Benfield TL, Kirk O, Elbrond B, Pedersen C. (1998) Complete histological regression of Kaposi's sarcoma following treatment with protease inhibitors despite persistence of HHV-8 in lesions. *Scand J Infect Dis* 30:613-615.
- Benson K and Hartz AJ. (2000) A comparison of observational studies and randomized, controlled trials. *N Engl J Med* 342:1878-1886.
- Besson C, Goubar A, Gabarre J, Rozenbaum W, Pialoux G, Chatelet FP, Katlama C, Charlotte F, Dupont B, Brousse N, Huerre M, Mikol J, Camparo P, Mokhtari K, Tulliez M, Salmon-Ceron D, Boue F, Costagliola D, Raphael M. (2001) Changes in AIDS-related lymphoma since the era of highly active antiretroviral therapy. *Blood* 98:2339-2344.
- Black N. (1996) Why we need observational studies to evaluate the effectiveness of health care. *BMJ* 312:1215-1218.
- Blaxhult A, Mocroft A, Phillips A, van Lunzen J, Bentwich Z, Stergiou G, Colebunders R, Benfield TL, Mulcahy F, Lundgren J, for the EuroSIDA Study Group. (1999) Does European or non-European origin influence health care and prognosis for HIV patients in Europe? *HIV Medicine* 1:2-9.
- Blaxhult A, Kirk O, Pedersen C, Dietrich M, Barton SE, Gatell JM, Mulcahy F, Hirschel B, Mocroft A, Lundgren JD. (2000) Regional differences in presentation of AIDS in Europe. *Epidemiol Infect* 125:143-151.
- Blaxhult A, Fox Z, Colebunders R, Francioli P, Ben-Ishai Z, Fatkenheuer G, Parkin JM, Vanhems P, Phillips AN, Kirk O, the EuroSIDA Study Group. (2002) Regional and temporal changes in AIDS in Europe before HAART. *Epidemiol Infect* 129: 565-76.
- Bonfanti P, Valsecchi L, Parazzini F, Carradori S, Pusterla L, Fortuna P, Timillero L, Alessi F, Ghiselli G, Gabbuti A, Di Cintio E, Martinelli C, Fagion I, Landonio S, Quirino T. (2000) Incidence of adverse reactions in HIV patients treated with protease inhibitors: a cohort study. *Coordinamento Italiano Studio Allergia e Infezione da HIV (CISAI) Group. J Acquir Immune Defic Syndr* 23:236-245.
- Bozzette SA, Larsen RA, Chiu J, Leal MA, Jacobsen J, Rothman P, Robinson P, Gilbert G, McCutchan JA, Tilles J. (1991) A placebo-controlled trial of maintenance therapy with fluconazole after treatment of cryptococcal meningitis in the acquired immunodeficiency syndrome. *California Collaborative Treatment Group. N Engl J Med* 324:580-584.
- Brinkman K, ter Hofstede HJ, Burger DM, Smeitink JA, Koopmans PP. (1998) Adverse effects of reverse transcriptase inhibitors: mitochondrial toxicity as common pathway. *AIDS* 12:1735-1744.
- Brinkman K, Smeitink JA, Romijn JA, Reiss P. (1999) Mitochondrial toxicity induced by nucleoside-analogue reverse-transcriptase inhibitors is a key factor in the pathogenesis of antiretroviral-therapy-related lipodystrophy. *Lancet* 354:1112-1115.
- Cameron DW, Heath-Chiozzi M, Danner S, Cohen C, Kravcik S, Maurath C, Sun E, Henry D, Rode R, Potthoff A, Leonard J. (1998) Randomised placebo-controlled trial of ritonavir in advanced HIV-1 disease. *Advanced HIV Disease Ritonavir Study Group. Lancet* 351:543-549.
- Carr A, Marriotti D, Field A, Vasak E, Cooper DA. (1998a) Treatment of HIV-1-associated microsporidiosis and cryptosporidiosis with combination antiretroviral therapy. *Lancet* 351:256-261.
- Carr A, Samaras K, Burton S, Law M, Freund J, Chisholm DJ, Cooper DA. (1998b) A syndrome of peripheral lipodystrophy, hyperlipidaemia and insulin resistance in patients receiving HIV protease inhibitors. *AIDS* 12:F51-F58.
- Carr A, Samaras K, Thorisdottir A, Kaufmann GR, Chisholm DJ, Cooper DA. (1999) Diagnosis, prediction, and natural course of HIV-1 protease-inhibitor-associated lipodystrophy, hyperlipidaemia, and diabetes mellitus: a cohort study. *Lancet* 353:2093-2099.
- Carr A, Chuah J, Hudson J, French M, Hoy J, Law M, Sayer D, Emery S, Cooper DA. (2000a) A randomised, open-label comparison of three highly active antiretroviral therapy regimens including two nucleoside analogues and indinavir for previously untreated HIV-1 infection: the OzCombo1 study. *AIDS* 14:1171-1180.
- Carr A, Miller J, Law M, Cooper DA. (2000b) A syndrome of lipoatrophy, lactic acidemia and liver dysfunction associated with HIV nucleoside analogue therapy: contribution to protease inhibitor-related lipodystrophy syndrome. *AIDS* 14:F25-F32.
- Carr A, Workman C, Smith DE, Hoy J, Hudson J, Doong N, Martin A, Amin J, Freund J, Law M, Cooper DA. (2002) Abacavir substitution for nucleoside analogues in patients with HIV lipoatrophy: a randomized trial. *JAMA* 288:207-215.
- Carr A, Emery S, Law M, Puls R, Lundgren JD, Powderly WG, HIV Lipodystrophy Case Definition Study Group. (2003) An objective case definition of lipodystrophy in HIV-infected adults: a case-control study. *Lancet* 361: 726-35.
- Carr A and Cooper DA. (2000) Adverse effects of antiretroviral therapy. *Lancet* 356:1423-1430.
- CASCADE Collaboration. (2000) Changes in the uptake of antiretroviral therapy and survival in people with known duration of HIV infection in Europe: results from CASCADE. *HIV Medicine* 1:224-231.
- Chang Y, Cesarman E, Pessin MS, Lee F, Culpepper J, Knowles DM, Moore PS. (1994) Identification of herpesvirus-like DNA sequences in AIDS-associated Kaposi's sarcoma. *Science* 266:1865-1869.
- Chiesi A, Mocroft A, Dally LG, Miller V, Katlama C, Ledergerber B, Pedersen C, Phillips AN, Arcieri R, Lundgren JD. (1999) Regional survival differences across Europe in HIV-positive people: the EuroSIDA study. *AIDS* 13:2281-2288.
- Cohen SJ, Schuurman R, Burger DM, Koopmans PP, Sprenger HG, Juttman JR, Richter C, Meenhorst PL, Hoetelmans RM, Kroon FP, Bravenboer B, Hamann D, Boucher CA, Borleffs JC. (1999) Randomized trial comparing saquinavir soft gelatin capsules versus indinavir as part of triple therapy (CHEESE study). *AIDS* 13:F53-F58.
- Collier AC, Coombs RW, Fischl MA, Skolnik PR, Northfelt D, Boutin P, Hooper CJ, Kaplan LD, Volberding PA, Davis LG. (1993) Combination therapy with zidovudine and didanosine compared with zidovudine alone in HIV-1 infection. *Ann Intern Med* 119:786-793.
- Collier AC, Coombs RW, Schoenfeld DA, Bassett RL, Timpone J, Baruch A, Jones M, Facey K, Whitacre C, McAuliffe VJ, Friedman HM, Merigan TC, Reichman RC, Hooper C, Corey L. (1996) Treatment of human immunodeficiency virus infection with saquinavir, zidovudine, and zalcitabine. *AIDS Clinical Trials Group. N Engl J Med* 334:1011-1017.
- Concato J, Shah N, Horwitz RJ. (2000) Randomized, controlled trials, observational studies, and the hierarchy of research designs. *N Engl J Med* 342:1887-1892.
- Cozzi-Lepri A, Phillips AN, d'Arminio MA, Castelli F, Antinori A, De Luca A, Pezzotti P, Alberici F, Cargnel A, Grima P, Piscopo R, Prestileo T, Scalise G, Vigevani M, Moroni M. (2001) When to start highly active antiretroviral therapy in chronically HIV-infected patients: evidence from the ICONA study. *AIDS* 15:983-990.
- Cozzi-Lepri A, Phillips AN, d'Arminio MA, Piersantelli N, Orani A, Petrosillo N, Leoncini F, Scerbo A, Tundo P, Abrescia N, Moroni M. (2002) Virologic and immunologic response to regimens containing nevirapine or efavirenz in combination with 2 nucleoside analogues in the Italian Cohort Naive Antiretrovirals (I.Co.N.A.) study. *J Infect Dis* 185:1062-1069.
- Currier JS, Williams PL, Koletar SL, Cohn SE, Murphy RL, Heald AE, Hafner R, Bassily EL, Lederman HM, Knirsch C, Benson CA, Valdez H, Aberg JA, McCutchan JA. (2000) Discontinuation of Mycobacterium avium complex prophylaxis in patients with antiretroviral therapy-induced increases in CD4+ cell count. A randomized, double-blind, placebo-controlled trial. *AIDS Clinical Trials Group 362 Study Team. Ann Intern Med* 133:493-503.
- Czuczman MS, Grillo-Lopez AJ, White CA, Saleh M, Gordon L, LoBuglio AF, Jonas C, Klippenstein D, Dallaire B, Varns C. (1999) Treatment of patients with low-grade B-cell lymphoma with the combination of chimeric anti-CD20 monoclonal antibody and CHOP chemotherapy. *J Clin Oncol* 17: 268-276.
- D'Aquila RT, Johnson VA, Welles SL, Japour AJ, Kuritzkes DR, DeGruttola V, Reichelderfer PS, Coombs RW, Crumacker CS, Kahn JO, et al. (1995) Zidovudine resistance and HIV-1 disease progression during antiretroviral therapy. *AIDS Clinical Trials Group Protocol 116B/117 Team and the Virology Committee Resistance Working Group. Ann Intern Med* 122:401-408.
- D'Aquila RT, Hughes MD, Johnson VA, Fischl MA, Sommadossi JP, Liou SH, Timpone J, Myers M, Basgoz N, Niu M, Hirsch MS. (1996) Nevirapine, zidovudine, and didanosine compared with zidovudine and didanosine in patients with HIV-1 infection. A randomized, double-blind, placebo-controlled trial. *National Institute of Allergy and Infectious Diseases AIDS Clinical Trials Group Protocol 241 Investigators. Ann Intern Med* 124: 1019-1030.
- d'Arminio MA, Lepri AC, Rezza G, Pezzotti P, Antinori A, Phillips AN, Angarano G, Colangeli V, De Luca A, Ippolito G, Caggese L, Soscia F, Filice G, Gritti F, Narciso P, Tirelli U, Moroni M. (2000) Insights into the reasons for discontinuation of the first highly active antiretroviral therapy (HAART) regimen in a cohort of antiretroviral naive patients. *I.Co.N.A. Study Group. Italian Cohort of Antiretroviral-Naive Patients. AIDS* 14:499-507.
- De Gaetano DK, Bertagnolio S, Tumbarello M, Tacconelli E, Cataldo M, Longo B, Cauda R. (2000) Effect of highly active antiretroviral therapy on the incidence of bacterial pneumonia in HIV-infected subjects. *Int J Antimicrob Agents* 16:357-360.
- De Luca A, Giancola ML, Ammassari A, Grisetti S, Paglia MG, Gentile M, Cingolani A, Murri R, Liuzzi G, Monforte AD, Antinori A. (2000) The effect of potent antiretroviral therapy and JC virus load in cerebrospinal fluid on clinical outcome of patients with AIDS-associated progressive multifocal leukoencephalopathy. *J Infect Dis* 182:1077-1083.
- De Luca A, Bugarini R, Lepri AC, Puoti M, Girardi E, Antinori A, Poggio A, Pagano G, Tositti G, Cadeo G, Macor A, Toti M, d'Arminio MA. (2002)

- Coinfection With Hepatitis Viruses and Outcome of Initial Antiretroviral Regimens in Previously Naive HIV-Infected Subjects. *Arch Intern Med* 162: 2125-2132.
- Deeks SG, Barbour JD, Martin JN, Swanson MS, Grant RM. (2000) Sustained CD4+ T cell response after virologic failure of protease inhibitor-based regimens in patients with human immunodeficiency virus infection. *J Infect Dis* 181:946-953.
- Deeks SG, Wrin T, Liegler T, Hoh R, Hayden M, Barbour JD, Hellmann NS, Petropoulos CJ, McCune JM, Hellerstein MK, Grant RM. (2001) Virologic and immunologic consequences of discontinuing combination antiretroviral-drug therapy in HIV-infected patients with detectable viremia. *N Engl J Med* 344:472-480.
- DeGruttola V, Dix L, D'Aquila R, Holder D, Phillips A, Ait-Khaled M, Baxter J, Clevenbergh P, Hammer S, Harrigan R, Katzenstein D, Lanier R, Miller M, Para M, Yerly S, Zolopa A, Murray J, Patick A, Miller V, Castillo S, Pedneault L, Mellors J. (2000) The relation between baseline HIV drug resistance and response to antiretroviral therapy: re-analysis of retrospective and prospective studies using a standardized data analysis plan. *Antivir Ther* 5:41-48.
- Dore GJ, Li Y, McDonald A, Ree H, Kaldor JM, Kaldor JM. (2002) Impact of highly active antiretroviral therapy on individual AIDS-defining illness incidence and survival in Australia. *J Acquir Immune Defic Syndr* 29:388-395.
- Dragsted UB, Gerstoft J, Pedersen C, Peters B, Duran A, Obel N, Castagna A, Cahn P, Clumeck N, Bruun JN, Benetucci J, Hill A, Cassetti I, Vernazza P, Youle M, Fox Z, Lundgren JD, the MaxCmin1 trial group. (2003) Randomized trial to evaluate indinavir/ritonavir versus saquinavir/ritonavir in human immunodeficiency virus type 1-infected patients: the MaxCmin1 Trial. *J Infect Dis* 188:635-42.
- Dube MP, Zackin R, Tebas P, Roubenoff R, Mulligan K, Robbins G, Yang Y, Shafer R, Snyder S, Grinspoon S. (2002) Prospective study of regional body composition in antiretroviral-naïve subjects randomised to receive zidovudine+lamivudine or didanosine+stavudine combined with nelfinavir, efavirenz, or both: A5005s, a substudy of ACTG 384. 4th International Workshop on Adverse Drug Reactions and Lipodystrophy in HIV. San Diego, California (abstract no 27).
- Dudley J, Jin S, Hoover D, Metz S, Thackeray R, Chmiel J. (1995) The Multi-center AIDS Cohort Study: retention after 9 1/2 years. *Am J Epidemiol* 142:323-330.
- Dunn D, Babiker A, Hooker M, Darbyshire J. (2002) The dangers of inferring treatment effects from observational data: a case study in HIV infection. *Control Clin Trials* 23:106-110.
- Durant J, Clevenbergh P, Halfon P, Delgiudice P, Porsin S, Simonet P, Montagne N, Boucher CA, Schapiro JM, Dellamonica P. (1999) Drug-resistance genotyping in HIV-1 therapy: the VIRADAPT randomised controlled trial. *Lancet* 353:2195-2199.
- Egger M, Hirschel B, Francioli P, Sudre P, Wirz M, Flepp M, Rickenbach M, Malinverni R, Vernazza P, Battegay M. (1997) Impact of new antiretroviral combination therapies in HIV infected patients in Switzerland: prospective multicentre study. *Swiss HIV Cohort Study. BMJ* 315:1194-1199.
- Egger M, May M, Chene G, Phillips AN, Ledergerber B, Dabis F, Costagliola D, d'Arminio MA, de Wolf F, Reiss P, Lundgren JD, Justice AC, Staszewski S, Lepout C, Hogg RS, Sabin CA, Gill MJ, Salzberger B, Sterne JA. (2002) Prognosis of HIV-1-infected patients starting highly active antiretroviral therapy: a collaborative analysis of prospective studies. *Lancet* 360:119-129.
- El Sadr WM, Burman WJ, Grant LB, Matts JP, Hafner R, Crane L, Zeh D, Gallagher B, Mannheimer SB, Martinez A, Gordin F. (2000) Discontinuation of prophylaxis for *Mycobacterium avium* complex disease in HIV-infected patients who have a response to antiretroviral therapy. Terry Beinr Community Programs for Clinical Research on AIDS. *N Engl J Med* 342:1085-1092.
- Emery S, Abrams DI, Cooper DA, Darbyshire JH, Lane HC, Lundgren JD, Neaton JD. (2002) The evaluation of subcutaneous proleukin (interleukin-2) in a randomized international trial: rationale, design, and methods of ESPRIT. *Control Clin Trials* 23:198-220.
- Eron JJ, Jr., Murphy RL, Peterson D, Pottage J, Parenti DM, Jemsek J, Swindells S, Sepulveda G, Bellos N, Rashbaum BC, Esinhart J, Schoellkopf N, Grosso R, Stevens M. (2000) A comparison of stavudine, didanosine and indinavir with zidovudine, lamivudine and indinavir for the initial treatment of HIV-1 infected individuals: selection of thymidine analog regimen therapy (START II). *AIDS* 14:1601-1610.
- Fatkenheuer G, Theisen A, Rockstroh J, Grabow T, Wicke C, Becker K, Wieland U, Pfister H, Reiser M, Hegener P, Franzen C, Schwenk A, Salzberger B. (1997) Virological treatment failure of protease inhibitor therapy in an unselected cohort of HIV-infected patients. *AIDS* 11:F113-F116.
- Feinstein A. (1984) The role of observational studies in the evaluation of therapy. *Stat Med* 3:341-345.
- Fellay J, Boubaker K, Ledergerber B, Bernasconi E, Furrer H, Battegay M, Hirschel B, Vernazza P, Francioli P, Greub G, Flepp M, Telenti A. (2001) Prevalence of adverse events associated with potent antiretroviral treatment: Swiss HIV Cohort Study. *Lancet* 358:1322-1327.
- Ferrer E, Consiglio E, Podzamczar D, Grau I, Ramon JM, Perez JL, Gudiol F. (1999) Analysis of the discontinuation of protease inhibitor therapy in routine clinical practice. *Scand J Infect Dis* 31:495-499.
- Fischl MA, Richman DD, Grieco MH, Gottlieb MS, Volberding PA, Laskin OL, Leedom JM, Groopman JE, Mildvan D, Schooley RT. (1987) The efficacy of azidothymidine (AZT) in the treatment of patients with AIDS and AIDS-related complex. A double-blind, placebo-controlled trial. *N Engl J Med* 317:185-191.
- Fischl MA, Richman DD, Hansen N, Collier AC, Carey JT, Para MF, Hardy WD, Dolin R, Powderly WG, Allan JD, et al. (1990) The safety and efficacy of zidovudine (AZT) in the treatment of subjects with mildly symptomatic human immunodeficiency virus type 1 (HIV) infection. A double-blind, placebo-controlled trial. The AIDS Clinical Trials Group. *Ann Intern Med* 112:727-737.
- Fordey EJ, Singh TP, Nash D, Gallagher B, Forlenza S. (2002) Survival rates in NYC in the era of combination ART. *J Acquir Immune Defic Syndr* 30:111-118.
- French MA, Lenzo N, John M, Mallal SA, McKinnon EJ, James IR, Price P, Flexman JP, Tay-Kearney ML. (2000) Immune restoration disease after the treatment of immunodeficient HIV-infected patients with highly active antiretroviral therapy. *HIV Med* 1:107-115.
- Fris-Moller N, Weber R, Reiss P, Thiebaut R, Kirk O, d'Arminio Monforte A, Pradier C, Morfeldt L, Mateu S, Law M, El-Sadr W, De Wit S, Sabin CA, Phillips AN, Lundgren JD, the DAD Study Group. (2003) Cardiovascular disease risk factors in HIV patients - association with antiretroviral therapy. Results from the DAD study. *AIDS* 17:1179-93.
- Furrer H, Egger M, Opravil M, Bernasconi E, Hirschel B, Battegay M, Telenti A, Vernazza PL, Rickenbach M, Flepp M, Malinverni R. (1999) Discontinuation of primary prophylaxis against *Pneumocystis carinii* pneumonia in HIV-1-infected adults treated with combination antiretroviral therapy. *Swiss HIV Cohort Study. N Engl J Med* 340:1301-1306.
- Furrer H, Opravil M, Bernasconi E, Telenti A, Egger M. (2000a) Stopping primary prophylaxis in HIV-1-infected patients at high risk of toxoplasma encephalitis. *Swiss HIV Cohort Study. Lancet* 355:2217-2218.
- Furrer H, Telenti A, Rossi M, Ledergerber B. (2000b) Discontinuing or withholding primary prophylaxis against *Mycobacterium avium* in patients on successful antiretroviral combination therapy. *The Swiss HIV Cohort Study. AIDS* 14:1409-1412.
- Furrer H, Opravil M, Rossi M, Bernasconi E, Telenti A, Bucher H, Schiffer V, Boggian K, Rickenbach M, Flepp M, Egger M. (2001) Discontinuation of primary prophylaxis in HIV-infected patients at high risk of *Pneumocystis carinii* pneumonia: prospective multicentre study. *AIDS* 15:501-507.
- Gartland M. (2001) AVANTI 3: a randomized, double-blind trial to compare the efficacy and safety of lamivudine plus zidovudine versus lamivudine plus zidovudine plus nelfinavir in HIV-1-infected antiretroviral-naïve patients. AVANTI Study Group. *Antivir Ther* 6:127-134.
- Gatti G, Di Biagio A, Casazza R, De Pascalis C, Bassetti M, Cruciani M, Vella S, Bassetti D. (1999) The relationship between ritonavir plasma levels and side-effects: implications for therapeutic drug monitoring. *AIDS* 13:2083-2089.
- Gebhardt M, Rickenbach M, Egger M. (1998) Impact of antiretroviral combination therapies on AIDS surveillance reports in Switzerland. *Swiss HIV Cohort Study. AIDS* 12:1195-1201.
- Gerard L, Galicier L, Maillard A, Boulanger E, Quint L, Matheron S, Cardon B, Meignin V, Oksenhendler E. (2002) Systemic non-Hodgkin lymphoma in HIV-infected patients with effective suppression of HIV replication: persistent occurrence but improved survival. *J Acquir Immune Defic Syndr* 30:478-484.
- Gerard Y, Maulin L, Yazdanpanah Y, De LT, X, Amiel C, Maurage CA, Robin S, Sablonniere B, Dhennain C, Mouton Y. (2000) Symptomatic hyperlactataemia: an emerging complication of antiretroviral therapy. *AIDS* 14: 2723-2730.
- Gerstoft J, Malchow-Moller A, Bygbjerg I, Dickmeiss E, Enk C, Halberg P, Haahr S, Jacobsen M, Jensen K, Mejer J, Nielsen JO, Thomsen HK, Sondergaard J, Lorenzen I. (1982) Severe acquired immunodeficiency in European homosexual men. *BMJ* 285:17-19.
- Gifford AL, Cunningham WE, Heslin KC, Andersen RM, Nakazono T, Lieu DK, Shapiro MF, Bozzette SA. (2002) Participation in research and access to experimental treatments by HIV-infected patients. *N Engl J Med* 346: 1373-1382.
- Gilbert PB, DeGruttola V, Hammer SM, Kuritzkes DR. (2001) Virologic and regimen termination surrogate end points in AIDS clinical trials. *JAMA* 285:777-784.
- Girardi E, Antonucci G, Vanacore P, Libanore M, Errante I, Matteelli A, Ippolito G. (2000) Impact of combination antiretroviral therapy on the risk of tuberculosis among persons with HIV infection. *AIDS* 14:1985-1991.
- Girardi E, Palmieri F, Cingolani A, Ammassari A, Petrosillo N, Gillini L, Zinzi D, De Luca A, Antinori A, Ippolito G. (2001) Changing clinical presentation and survival in HIV-associated tuberculosis after highly active antiretroviral therapy. *J Acquir Immune Defic Syndr* 26:326-331.
- Goedert JJ, Biggar RJ, Melbye M, Mann DL, Wilson S, Gail MH, Grossman RJ, DiGioia RA, Sanchez WC, Weiss SH. (1987) Effect of T4 count and cofactors on the incidence of AIDS in homosexual men infected with human immunodeficiency virus. *JAMA* 257:331-334.

- Goedert JJ, Kessler CM, Aledort LM, Biggar RJ, Andes WA, White GC, Drummond JE, Vaidya K, Mann DL, Eyster ME. (1989) A prospective study of human immunodeficiency virus type 1 infection and the development of AIDS in subjects with hemophilia. *N Engl J Med* 321:1141-1148.
- Gottlieb MS, Schroff R, Schanker HM, Weisman JD, Fan PT, Wolf RA, Saxon A. (1981) *Pneumocystis carinii* pneumonia and mucosal candidiasis in previously healthy homosexual men: evidence of a new acquired cellular immunodeficiency. *N Engl J Med* 305:1425-1431.
- Grabar S, Le M, V, Goujard C, Lepout C, Kazatchkine MD, Costagliola D, Weiss L. (2000a) Clinical outcome of patients with HIV-1 infection according to immunologic and virologic response after 6 months of highly active antiretroviral therapy. *Ann Intern Med* 133:401-410.
- Grabar S, Pradier C, Le Corfec E, Lancar R, Allavena C, Bentata M, Berlureau P, Dupont C, Fabbro-Peray P, Poizot-Martin I, Costagliola D. (2000b) Factors associated with clinical and virological failure in patients receiving a triple therapy including a protease inhibitor. *AIDS* 14:141-149.
- Greub G, Ledergerber B, Battegay M, Grob P, Perrin L, Furrer H, Burgisser P, Erb P, Boggian K, Piffaretti JC, Hirschel B, Janin P, Francioli P, Flepp M, Telenti A. (2000) Clinical progression, survival, and immune recovery during antiretroviral therapy in patients with HIV-1 and hepatitis C virus coinfection: the Swiss HIV Cohort Study. *Lancet* 356:1800-1805.
- Gulick RM, Mellors JW, Havlir D, Eron JJ, Gonzalez C, McMahon D, Richman DD, Valentine FT, Jonas L, Meibohm A, Emimi EA, Chodakewitz JA. (1997) Treatment with indinavir, zidovudine, and lamivudine in adults with human immunodeficiency virus infection and prior antiretroviral therapy. *N Engl J Med* 337:734-739.
- Gulick RM, Mellors JW, Havlir D, Eron JJ, Meibohm A, Condra JH, Valentine FT, McMahon D, Gonzalez C, Jonas L, Emimi EA, Chodakewitz JA, Isaacs R, Richman DD. (2000) 3-year suppression of HIV viremia with indinavir, zidovudine, and lamivudine. *Ann Intern Med* 133:35-39.
- Hainsworth JD, Burris HA, III, Morrissey LH, Litchy S, Scullin DC, Jr., Bearden JD, III, Richards P, Greco FA. (2000) Rituximab monoclonal antibody as initial systemic therapy for patients with low-grade non-Hodgkin lymphoma. *Blood* 95:3052-3056.
- Hamilton JD, Hartigan PM, Simberkoff MS, Day PL, Diamond GR, Dickinson GM, Drusano GL, Egorin MJ, George WL, Gordin FM. (1992) A controlled trial of early versus late treatment with zidovudine in symptomatic human immunodeficiency virus infection. Results of the Veterans Affairs Cooperative Study. *N Engl J Med* 326:437-443.
- Hammer SM, Squires KE, Hughes MD, Grimes JM, Demeter LM, Currier JS, Eron JJ, Feinberg JE, Balfour HHJ, Deyton LR, Chodakewitz JA, Fischl MA. (1997) A controlled trial of two nucleoside analogues plus indinavir in persons with human immunodeficiency virus infection and CD4 cell counts of 200 per cubic millimeter or less. AIDS Clinical Trials Group 320 Study Team. *N Engl J Med* 337:725-733.
- Hammer SM, Vaida F, Bennett KK, Holohan MK, Sheiner L, Eron JJ, Wheat LJ, Mitsuyasu RT, Gulick RM, Valentine FT, Aberg JA, Rogers MD, Karol CN, Saah AJ, Lewis RH, Bessen LJ, Brosgart C, DeGruttola V, Mellors JW. (2002) Dual vs single protease inhibitor therapy following antiretroviral treatment failure: a randomized trial. *JAMA* 288:169-180.
- Hansen PB, Penkowa M, Kirk O, Skinhoj P, Pedersen C, Lisse I, Kiss K, Zhou X, Hamilton-Dutoit SJ. (2000) Human immunodeficiency virus-associated malignant lymphoma in eastern Denmark diagnosed from 1990-1996: clinical features, histopathology, and association with Epstein-Barr virus and human herpesvirus-8. *Eur J Haematol* 64:368-375.
- Harris NL, Jaffe ES, Stein H, Banks PM, Chan JK, Cleary ML, Delsol G, Wolf-Peeters C, Falini B, Gatter KC. (1994) A revised European-American classification of lymphoid neoplasms: a proposal from the International Lymphoma Study Group. *Blood* 84:1361-1392.
- Haverkos HW. (1987) Assessment of therapy for toxoplasma encephalitis. The TE Study Group. *Am J Med* 82:907-914.
- Havlir DV, Hellmann NS, Petropoulos CJ, Whitcomb JM, Collier AC, Hirsch MS, Tebas P, Sommadossi JP, Richman DD. (2000) Drug susceptibility in HIV infection after viral rebound in patients receiving indinavir-containing regimens. *JAMA* 283:229-234.
- Ho DD, Neumann AU, Perelson AS, Chen W, Leonard JM, Markowitz M. (1995) Rapid turnover of plasma virions and CD4 lymphocytes in HIV-1 infection. *Nature* 373:123-126.
- Hoffmann C, Tabrizian S, Wolf E, Eggers C, Stoehr A, Plettenberg A, Buhk T, Stellbrink HJ, Horst HA, Jager H, Rosenkranz T. (2001) Survival of AIDS patients with primary central nervous system lymphoma is dramatically improved by HAART-induced immune recovery. *AIDS* 15:2119-2127.
- Hogg RS, Yip B, Chan KJ, Wood E, Craib KJ, O'Shaughnessy MV, Montaner JS. (2001) Rates of Disease Progression by Baseline CD4 Cell Count and Viral Load After Initiating Triple-Drug Therapy. *JAMA* 286:2568-2577.
- Hsu LC, Vittinghoff E, Katz MH, Schwarcz SK. (2001) Predictors of use of highly active antiretroviral therapy (HAART) among persons with AIDS in San Francisco, 1996-1999. *J Acquir Immune Defic Syndr* 28:345-350.
- Ioannidis JP, Haidich AB, Lau J. (2001a) Any casualties in the clash of randomized and observational evidence? *BMJ* 322:879-880.
- Ioannidis JP, Haidich AB, Pappa M, Pantazis N, Kokori SI, Tektonidou MG, Contopoulos-Ioannidis DG, Lau J. (2001b) Comparison of evidence of treatment effects in randomized and nonrandomized studies. *JAMA* 286:821-830.
- Jacobson MA, O'Donnell JJ, Brodie HR, Wofsy C, Mills J. (1988) Randomized prospective trial of ganciclovir maintenance therapy for cytomegalovirus retinitis. *J Med Virol* 25:339-349.
- Jacobson MA, Yajko D, Northfelt D, Charlebois E, Gary D, Brosgart C, Sanders CA, Hadley WK. (1993) Randomized, placebo-controlled trial of rifampin, ethambutol, and ciprofloxacin for AIDS patients with disseminated *Mycobacterium avium* complex infection. *J Infect Dis* 168:112-119.
- Jacobson MA, Zegans M, Pavan PR, O'Donnell JJ, Sattler F, Rao N, Owens S, Pollard R. (1997) Cytomegalovirus retinitis after initiation of highly active antiretroviral therapy. *Lancet* 349:1443-1445.
- Jacobson MA and French M. (1998) Altered natural history of AIDS-related opportunistic infections in the era of potent combination antiretroviral therapy. *AIDS* 12 Suppl A:S157-S163.
- Jacobson LP, Yamashita TE, Detels R, Margolik JB, Chmiel JS, Kingsley LA, Melnick S, Munoz A. (1999) Impact of potent antiretroviral therapy on the incidence of Kaposi's sarcoma and non-Hodgkin's lymphomas among HIV-1-infected individuals. Multicenter AIDS Cohort Study. *J Acquir Immune Defic Syndr* 21 Suppl 1:S34-S41.
- Jaffe ES, Harris NL, Stein H, Vardiman JW (editors). (2001) World Health Organization Classification of Tumours. Pathology and Genetics of Tumours of Haematopoietic and Lymphoid Tissues. Lyon: ARC Press.
- Jensen-Fangel S, Kirk O, Larsen L, Blaxhult A, Gerstoft J, Pedersen C, Black FT, Lundgren JD, Obel N. (1999) Saquinavir hard gel suppresses viral load insufficiently in HIV-infected patients naive to anti-retroviral therapy: a retrospective cohort study. *Scand J Infect Dis* 31:489-493.
- Johnson SC, Benson CA, Johnson DW, Weinberg A. (2001) Recurrences of cytomegalovirus retinitis in a human immunodeficiency virus-infected patient, despite potent antiretroviral therapy and apparent immune reconstitution. *Clin Infect Dis* 32:815-819.
- Jones JL, Hanson DL, Dworkin MS, DeCock KM. (2000) HIV-associated tuberculosis in the era of highly active antiretroviral therapy. The Adult/Adolescent Spectrum of HIV Disease Group. *Int J Tuberc Lung Dis* 4:1026-1031.
- Jouan M, Saves M, Tubiana R, Carcelain G, Cassoux N, Aubron-Olivier C, Fillet AM, Nciri M, Senechal B, Chene G, Tural C, Lasry S, Autran B, Katlama C. (2001) Discontinuation of maintenance therapy for cytomegalovirus retinitis in HIV-infected patients receiving highly active antiretroviral therapy. *AIDS* 15:23-31.
- Junghans C, Low N, Chan P, Witschi A, Vernazza P, Egger M. (1999) Uniform risk of clinical progression despite differences in utilization of highly active antiretroviral therapy: Swiss HIV Cohort Study. *AIDS* 13:2547-2554.
- Kahn JO, Lagakos SW, Richman DD, Cross A, Pettinelli C, Liou SH, Brown M, Volberding PA, Crumpacker CS, Beall G. (1992) A controlled trial comparing continued zidovudine with didanosine in human immunodeficiency virus infection. The NIAID AIDS Clinical Trials Group. *N Engl J Med* 327: 581-587.
- Kaplan JE, Hanson DL, Navin TR, Jones JL. (1998) Risk factors for primary *Pneumocystis carinii* pneumonia in human immunodeficiency virus-infected adolescents and adults in the United States: reassessment of indications for chemoprophylaxis. *J Infect Dis* 178:1126-1132.
- Kaplan JE, Masur H, Holmes KK. (2002a) Discontinuing prophylaxis against recurrent opportunistic infections in HIV-infected persons: a victory in the era of HAART. *Ann Intern Med* 137:285-287.
- Kaplan JE, Masur H, Holmes KK. (2002b) Guidelines for preventing opportunistic infections among HIV-infected persons-2002. Recommendations of the U.S. Public Health Service and the Infectious Diseases Society of America. *MMWR Recomm Rep* 51:1-52.
- Katlama C, De Wit S, O'Doherty E, Van Glabeke M, Clumeck N. (1996) Pyrimethamine-clindamycin vs. pyrimethamine-sulfadiazine as acute and long-term therapy for toxoplasmic encephalitis in patients with AIDS. *Clin Infect Dis* 22:268-275.
- Katzenstein TL, Kirk O, Pedersen C, Lundgren JD, Nielsen H, Obel N, Nielsen C, Mathiesen LR, Gerstoft J. (2000) The Danish Protease Inhibitor Study: A Randomized Study Comparing the Virological Efficacy of 3 Protease Inhibitor-Containing Regimens for the Treatment of Human Immunodeficiency Virus Type 1 Infection. *J Infect Dis* 182:744-750.
- Kirk O, Mocroft A, Katzenstein TL, Lazzarin A, Antunes F, Francioli P, Brettle RP, Parkin JM, Gonzales-Lahoz J, Lundgren JD. (1998) Changes in use of antiretroviral therapy in regions of Europe over time. EuroSIDA Study Group. *AIDS* 12:2031-2039.
- Kirk O, Katzenstein TL, Gerstoft J, Mathiesen L, Nielsen H, Pedersen C, Lundgren JD. (1999a) Combination therapy containing ritonavir plus saquinavir has superior short-term antiretroviral efficacy: a randomized trial. *AIDS* 13:F9-F16.
- Kirk O, Lundgren JD, Pedersen C, Nielsen H, Gerstoft J. (1999b) Can chemoprophylaxis against opportunistic infections be discontinued after an increase in CD4 cells induced by highly active antiretroviral therapy? *AIDS* 13:1647-1651.
- Kirk O, Gatell JM, Mocroft A, Pedersen C, Proenca R, Brettle RP, Barton SE, Sudre P, Phillips AN, EuroSIDA Study Group JD. (2000) Infections with

- Mycobacterium tuberculosis and Mycobacterium avium among HIV-infected Patients after the Introduction of Highly Active Antiretroviral Therapy. *Am J Respir Crit Care Med* 162:865-872.
- Kirk O, Gerstoft J, Pedersen C, Nielsen H, Obel N, Katzenstein TL, Mathiesen L, Lundgren JD. (2001a) Low body weight and type of protease inhibitor predict discontinuation and treatment-limiting adverse drug reactions among HIV-infected patients starting a protease inhibitor regimen: consistent results from a randomized trial and an observational cohort. *HIV Med* 2:43-51.
- Kirk O, Mocroft A, Pradier C, Bruun JN, Hemmer R, Clotet B, Miller V, Viard JP, Phillips AN, Lundgren JD. (2001b) Clinical outcome among HIV-infected patients starting saquinavir hard gel compared to ritonavir or indinavir. *AIDS* 15:999-1008.
- Kirk O, Pedersen C, Cozzi-Lepri A, Antunes F, Miller V, Gatell JM, Katlama C, Lazzarin A, Skinhoj P, Barton SE. (2001c) Non-Hodgkin lymphoma in HIV-infected patients in the era of highly active antiretroviral therapy. *Blood* 98:3406-3412.
- Kirk O, Pedersen C, Law M, Gulick RM, Moyle G, Montaner J, Eron JJ, Jr., Phillips AN, Lundgren JD. (2002a) Analysis of virological efficacy in trials of antiretroviral regimens: drawbacks of not including viral load measurements after premature discontinuation of therapy. *Antivir Ther* 7:271-281.
- Kirk O, Reiss P, Uberti-Foppa C, Bickel M, Gerstoft J, Pradier C, Wit FW, Ledergerber B, Lundgren JD, Furrer H. (2002b) Safe interruption of maintenance therapy against previous infection with four common HIV-associated opportunistic pathogens during potent antiretroviral therapy. *Ann Intern Med* 137:239-250.
- Koletar SL, Heald AE, Finkelstein D, Hafner R, Currier JS, McCutchan JA, Vallee M, Torriani FJ, Powderly WG, Fass RJ, Murphy RL. (2001) A prospective study of discontinuing primary and secondary Pneumocystis carinii pneumonia prophylaxis after CD4 cell count increase to $>200 \times 10^6/l$. *AIDS* 15:1509-1515.
- Komanduri KV, Feinberg J, Hutchins RK, Frame RD, Schmidt DK, Viswanathan MN, Lalezari JP, McCune JM. (2001) Loss of cytomegalovirus-specific CD4+ T cell responses in human immunodeficiency virus type 1-infected patients with high CD4+ T cell counts and recurrent retinitis. *J Infect Dis* 183:1285-1289.
- Kunz R and Oxman AD. (1998) The unpredictability paradox: review of empirical comparisons of randomised and non-randomised clinical trials. *BMJ* 317:1185-1190.
- Ledergerber B, Egger M, Erard V, Weber R, Hirschel B, Furrer H, Battegay M, Vernazza P, Bernasconi E, Opravil M, Kaufmann D, Sudre P, Francioli P, Telenti A. (1999a) AIDS-related opportunistic illnesses occurring after initiation of potent antiretroviral therapy: the Swiss HIV Cohort Study. *JAMA* 282:2220-2226.
- Ledergerber B, Egger M, Opravil M, Telenti A, Hirschel B, Battegay M, Vernazza P, Sudre P, Flepp M, Furrer H, Francioli P, Weber R. (1999b) Clinical progression and virological failure on highly active antiretroviral therapy in HIV-1 patients: a prospective cohort study. *Swiss HIV Cohort Study*. *Lancet* 353:863-868.
- Ledergerber B, Telenti A, Egger M. (1999c) Risk of HIV related Kaposi's sarcoma and non-Hodgkin's lymphoma with potent antiretroviral therapy: prospective cohort study. *BMJ* 319:23-24.
- Ledergerber B, Mocroft A, Reiss P, Furrer H, Kirk O, Bickel M, Uberti-Foppa C, Pradier C, d'Arminio MA, Schneider MM, Lundgren JD. (2001) Discontinuation of secondary prophylaxis against Pneumocystis carinii pneumonia in patients with HIV infection who have a response to antiretroviral therapy. Eight European Study Groups. *N Engl J Med* 344:168-174.
- Levine AM, Seneviratne L, Espina BM, Wohl AR, Tulpule A, Nathwani BN, Gill PS. (2000) Evolving characteristics of AIDS-related lymphoma. *Blood* 96:4084-4090.
- Li TS, Tubiana R, Katlama C, Calvez V, Ait MH, Aufran B. (1998) Long-lasting recovery in CD4 T-cell function and viral-load reduction after highly active antiretroviral therapy in advanced HIV-1 disease. *Lancet* 351:1682-1686.
- Lopez Bernaldo de Quiros JC, Miro JM, Pena JM, Podzamczar D, Alberdi JC, Martinez E, Cosin J, Claramonte X, Gonzalez J, Domingo P, Casado JL, Ribera E. (2001) A randomized trial of the discontinuation of primary and secondary prophylaxis against Pneumocystis carinii pneumonia after highly active antiretroviral therapy in patients with HIV infection. Grupo de Estudio del SIDA 04/98. *N Engl J Med* 344:159-167.
- Louie JK, Hsu LC, Osmond DH, Katz MH, Schwarcz SK. (2002) Trends in Causes of Death among Persons with Acquired Immunodeficiency Syndrome in the Era of Highly Active Antiretroviral Therapy, San Francisco, 1994-1998. *J Infect Dis* 186:1023-1027.
- Lucas GM, Chaisson RE, Moore RD. (1999) Highly active antiretroviral therapy in a large urban clinic: risk factors for virologic failure and adverse drug reactions. *Ann Intern Med* 131:81-87.
- Lundgren JD, Phillips AN, Pedersen C, Clumeck N, Gatell JM, Johnson AM, Ledergerber B, Vella S, Nielsen JO. (1994) Comparison of long-term prognosis of patients with AIDS treated and not treated with zidovudine. AIDS in Europe Study Group. *JAMA* 271:1088-1092.
- Lundgren JD, Phillips AN, Vella S, Katlama C, Ledergerber B, Johnson AM, Reiss P, Gatell J, Clumeck N, Dietrich M, Benfield TL, Nielsen JO, Pedersen C. (1997) Regional differences in use of antiretroviral agents and primary prophylaxis in 3122 European HIV-infected patients. EuroSIDA Study Group. *J Acquir Immune Defic Syndr Hum Retroviro* 16:153-160.
- Lundgren JD, Mocroft A, Gatell JM, Ledergerber B, d'Arminio MA, Hermans P, Goebel FD, Blaxhult A, Kirk O, Phillips AN. (2002) A clinically prognostic scoring system for patients receiving highly active antiretroviral therapy: results from the EuroSIDA study. *J Infect Dis* 185:178-187.
- MacArthur RD, Chen L, Mayers DL, Besch CL, Novak R, Berg-Wolf M, Yurik T, Peng G, Schmetter B, Brizz B, Abrams D. (2001) The rationale and design of the CPCRA (Terry Bein Community Programs for Clinical Research on AIDS) 058 FIRST (Flexible Initial Retrovirus Suppressive Therapies) trial. *Control Clin Trials* 22:176-190.
- Madge S, Mocroft A, Wilson D, Youle M, Lipman MC, Phillips A, Tyrer M, Cozzi-Lepri A, Swaden L, Johnson MA. (2000) Participation in clinical studies among patients infected with HIV-1 in a single treatment centre over 12 years. *HIV Med* 1:212-218.
- Martinez E, Conget I, Lozano L, Casamitjana R, Gatell JM. (1999) Reversion of metabolic abnormalities after switching from HIV-1 protease inhibitors to nevirapine. *AIDS* 13:805-810.
- Martinez E, Mocroft A, Garcia-Viejo MA, Perez-Cuevas JB, Blanco JL, Malloles J, Bianchi L, Conget I, Blanch J, Phillips A, Gatell JM. (2001) Risk of lipodystrophy in HIV-1-infected patients treated with protease inhibitors: a prospective cohort study. *Lancet* 357:592-598.
- Masur H, Michelis MA, Greene JB, Onorato I, Stouwe RA, Holzman RS, Wormser G, Brettman L, Lange M, Murray HW, Cunningham-Rundles S. (1981) An outbreak of community-acquired Pneumocystis carinii pneumonia: initial manifestation of cellular immune dysfunction. *N Engl J Med* 305:1431-1438.
- Matthews GV, Sabin CA, Mandalia S, Lampe F, Phillips AN, Nelson MR, Bower M, Johnson MA, Gazzard BG. (2002) Virological suppression at 6 months is related to choice of initial regimen in antiretroviral-naive patients: a cohort study. *AIDS* 16:53-61.
- McKee M, Britton A, Black N, McPherson K, Sanderson C, Bain C. (1999) Methods in health services research. Interpreting the evidence: choosing between randomised and non-randomised studies. *BMJ* 319:312-315.
- Mellors JW, Rinaldo CR, Gupta P, White RM, Todd JA, Kingsley LA. (1996) Prognosis in HIV-1 infection predicted by the quantity of virus in plasma [published erratum appears in *Science* 1997 Jan 3;275(5296):14]. *Science* 272:1167-1170.
- Merry C, Barry MG, Mulcahy F, Ryan M, Heavey J, Tjia JF, Gibbons SE, Breckenridge AM, Back DJ. (1997) Saquinavir pharmacokinetics alone and in combination with ritonavir in HIV-infected patients. *AIDS* 11:F29-F33.
- Miller V, Phillips AN, Clotet B, Mocroft A, Ledergerber B, Kirk O, Ormaasen V, Gargalianos-Kakolyris P, Vella S, Lundgren JD. (2002) Association of virus load, CD4 cell count, and treatment with clinical progression in human immunodeficiency virus-infected patients with very low CD4 cell counts. *J Infect Dis* 186:189-197.
- Miralles P, Berenguer J, Garcia d, V, Padilla B, Cosin J, Lopez-Bernaldo de Quiros JC, Munoz L, Moreno S, Bouza E. (1998) Treatment of AIDS-associated progressive multifocal leukoencephalopathy with highly active antiretroviral therapy. *AIDS* 12:2467-2472.
- Mocroft A, Vella S, Benfield TL, Chiesi A, Miller V, Gargalianos P, d'Arminio MA, Yust I, Bruun JN, Phillips AN, Lundgren JD. (1998a) Changing patterns of mortality across Europe in patients infected with HIV-1. EuroSIDA Study Group. *Lancet* 352:1725-1730.
- Mocroft A, Youle M, Phillips AN, Halai R, Easterbrook P, Johnson MA, Gazzard B. (1998b) The incidence of AIDS-defining illnesses in 4883 patients with human immunodeficiency virus infection. Royal Free/Chelsea and Westminster Hospitals Collaborative Group. *Arch Intern Med* 158:491-497.
- Mocroft A, Barry S, Sabin CA, Lepri AC, Kinloch S, Drinkwater A, Lipman M, Youle M, Johnson MA, Phillips AN. (1999a) The changing pattern of admissions to a London hospital of patients with HIV: 1988-1997. Royal Free Centre for HIV Medicine. *AIDS* 13:1255-1261.
- Mocroft A, Kirk O, Barton SE, Dietrich M, Proenca R, Colebunders R, Pradier C, d'Arminio MA, Ledergerber B, Lundgren JD. (1999b) Anaemia is an independent predictive marker for clinical prognosis in HIV-infected patients from across Europe. EuroSIDA study group. *AIDS* 13:943-950.
- Mocroft A, Madge S, Johnson AM, Lazzarin A, Clumeck N, Goebel FD, Viard JP, Gatell J, Blaxhult A, Lundgren JD. (1999c) A comparison of exposure groups in the EuroSIDA study: starting highly active antiretroviral therapy (HAART), response to HAART, and survival. *J Acquir Immune Defic Syndr* 22:369-378.
- Mocroft A, Sabin CA, Youle M, Swaden L, Tyrer M, Wilson D, Madge S, Johnson MA, Phillips AN. (1999d) Changing treatment patterns among patients with HIV: Royal Free Hospital 1987-97. *HIV Med* 1:32-39.
- Mocroft A, Gill MJ, Davidson W, Phillips AN. (2000a) Are there gender differences in starting protease inhibitors, HAART, and disease progression despite equal access to care? *J Acquir Immune Defic Syndr* 24:475-482.
- Mocroft A, Katlama C, Johnson AM, Pradier C, Antunes F, Mulcahy F, Chiesi A, Phillips AN, Kirk O, Lundgren JD. (2000b) AIDS across Europe, 1994-98: the EuroSIDA study. *Lancet* 356:291-296.

- Mocroft A, Phillips AN, Miller V, Gatell J, van Lunzen J, Parkin JM, Weber R, Røge B, Lazzarin A, Lundgren JD. (2001a) The use of and response to second-line protease inhibitor regimens: results from the EuroSIDA study. *AIDS* 15:201-209.
- Mocroft A, Youle M, Moore A, Sabin CA, Madge S, Lepri AC, Tyrer M, Chaloner C, Wilson D, Loveday C, Johnson MA, Phillips AN. (2001b) Reasons for modification and discontinuation of antiretrovirals: results from a single treatment centre. *AIDS* 15:185-194.
- Mocroft A, Brette R, Kirk O, Blaxhult A, Parkin JM, Antunes F, Francioli P, d'Arminio MA, Fox Z, Lundgren JD. (2002a) Changes in the cause of death among HIV positive subjects across Europe: results from the EuroSIDA study. *AIDS* 16:1663-1671.
- Mocroft A, Phillips AN, Friis-Møller N, Colebunders R, Johnson AM, Hirschel B, Saint-Marc T, Staub T, Clotet B, Lundgren JD. (2002b) Response to antiretroviral therapy among patients exposed to three classes of antiretrovirals: results from the EuroSIDA study. *Antivir Ther* 7:21-30.
- Moher D, Dulberg CS, Wells GA. (1994) Statistical power, sample size, and their reporting in randomized controlled trials. *JAMA* 272:122-124.
- Montaner JS, Lawson LM, Gervais A, Hyland RH, Chan CK, Falutz JM, Renzi PM, MacFadden D, Rachlis AR, Fong IW. (1991) Aerosol pentamidine for secondary prophylaxis of AIDS-related *Pneumocystis carinii* pneumonia. A randomized, placebo-controlled study. *Ann Intern Med* 114:948-953.
- Montaner JS, Reiss P, Cooper D, Vella S, Harris M, Conway B, Wainberg MA, Smith D, Robinson P, Hall D, Myers M, Lange JM. (1998) A randomized, double-blind trial comparing combinations of nevirapine, didanosine, and zidovudine for HIV-infected patients: the INCAS Trial. Italy, The Netherlands, Canada and Australia Study. *JAMA* 279:930-937.
- Mouton Y, Alfandari S, Valette M, Cartier F, Dellamonica P, Humbert G, Lang JM, Massip P, Mechali D, Leclercq P, Modai J, Portier H. (1997) Impact of protease inhibitors on AIDS-defining events and hospitalizations in 10 French AIDS reference centres. *Federation National des Centres de Lutte contre le SIDA. AIDS* 11:F101-F105.
- Moyle G, Pozniak A, Opravil M, Clumeck N, Delfraissy JF, Johnson M, Pelgrom J, Reynes J, Vittecoq D, DeLora P, Salgo M, Duff F. (2000) The SPICE study: 48-week activity of combinations of saquinavir soft gelatin and nelfinavir with and without nucleoside analogues. *Study of Protease Inhibitor Combinations in Europe. J Acquir Immune Defic Syndr* 23:128-137.
- Murphy M, Armstrong D, Sepkowitz KA, Ahkami RN, Myskowski PL. (1997) Regression of AIDS-related Kaposi's sarcoma following treatment with an HIV-1 protease inhibitor. *AIDS* 11:261-262.
- Murray R, Mallal S, Heath C, French M. (2001) Cerebral mycobacterium avium infection in an HIV-infected patient following immune reconstitution and cessation of therapy for disseminated mycobacterium avium complex infection. *Eur J Clin Microbiol Infect Dis* 20:199-201.
- Mussini C, Pezzotti P, Govoni A, Borghi V, Antinori A, d'Arminio MA, De Luca A, Mongiardo N, Cerri MC, Chiodo F, Concia E, Bonazzi L, Moroni M, Ortona L, Esposito R, Cossarizza A, De Rienzo B. (2000) Discontinuation of primary prophylaxis for *Pneumocystis carinii* pneumonia and toxoplasmic encephalitis in human immunodeficiency virus type 1-infected patients: the changes in opportunistic prophylaxis study. *J Infect Dis* 181:1635-1642.
- Nador RG, Cesarman E, Chadburn A, Dawson DB, Ansari MQ, Sald J, Knowles DM. (1996) Primary effusion lymphoma: a distinct clinicopathologic entity associated with the Kaposi's sarcoma-associated herpes virus. *Blood* 88:645-656.
- Navarro JT, Ribera JM, Oriol A, Vaquero M, Romeu J, Batlle M, Flores A, Milla F, Feliu E. (2001) Influence of highly active anti-retroviral therapy on response to treatment and survival in patients with acquired immunodeficiency syndrome-related non-Hodgkin's lymphoma treated with cyclophosphamide, hydroxydoxorubicin, vincristine and prednisone. *Br J Haematol* 112:909-915.
- Nieuwkerk PT, Sprangers MA, Burger DM, Hoetelmans RM, Hugen PW, Danner SA, Der Ende ME, Schneider MM, Schrey G, Meenhorst PL, Sprenger HG, Kauffmann RH, Jambroes M, Chesney MA, de Wolf F, Lange JM. (2001) Limited patient adherence to highly active antiretroviral therapy for HIV-1 infection in an observational cohort study. *Arch Intern Med* 161:1962-1968.
- Notermans DW, Pakker NG, Hamann D, Foudraine NA, Kauffmann RH, Meenhorst PL, Goudsmit J, Roos MT, Schellekens PT, Miedema F, Danner SA. (1999) Immune Reconstitution after 2 Years of Successful Potent Antiretroviral Therapy in Previously Untreated Human Immunodeficiency Virus Type 1-Infected Adults. *J Infect Dis* 180:1050-1056.
- Nunez M, Soriano V, Martin-Carbonero L, Barrios A, Barreiro P, Blanco F, Garcia-Benayas T, Gonzalez-Lahoz J. (2002) SENC (Spanish efavirenz vs. nevirapine comparison) trial: a randomized, open-label study in HIV-infected naive individuals. *HIV Clin Trials* 3:186-194.
- O'Brien WA, Hartigan PM, Martin D, Esinhart J, Hill A, Benoit S, Rubin M, Simberkoff MS, Hamilton JD. (1996) Changes in plasma HIV-1 RNA and CD4+ lymphocyte counts and the risk of progression to AIDS. *Veterans Affairs Cooperative Study Group on AIDS. N Engl J Med* 334:426-431.
- Pakker NG, Notermans DW, de Boer RJ, Roos MT, de Wolf F, Hill A, Leonard JM, Danner SA, Miedema F, Schellekens PT. (1998) Biphasic kinetics of peripheral blood T cells after triple combination therapy in HIV-1 infection: a composite of redistribution and proliferation. *Nat Med* 4:208-214.
- Palella FJJ, Delaney KM, Moorman AC, Loveless MO, Fuhrer J, Satten GA, Aschman DJ, Holmberg SD. (1998) Declining morbidity and mortality among patients with advanced human immunodeficiency virus infection. *HIV Outpatient Study Investigators. N Engl J Med* 338:853-860.
- Paredes R, Mocroft A, Kirk O, Lazzarin A, Barton SE, van Lunzen J, Katzenstein TL, Antunes F, Lundgren JD, Clotet B. (2000) Predictors of virological success and ensuing failure in HIV-positive patients starting highly active antiretroviral therapy in Europe: results from the EuroSIDA study. *Arch Intern Med* 160:1123-1132.
- Paterson DL, Swindells S, Mohr J, Brester M, Vergis EN, Squier C, Wagener MM, Singh N. (2000) Adherence to protease inhibitor therapy and outcomes in patients with HIV infection. *Ann Intern Med* 133:21-30.
- Pedersen C, Gerstoft J, Lundgren JD, Skinhoj P, Bottzauw J, Geisler C, Hamilton-Dutoit SJ, Thorsen S, Lisse I, Ralfkiaer E. (1991) HIV-associated lymphoma: histopathology and association with Epstein-Barr virus genome related to clinical, immunological and prognostic features. *Eur J Cancer* 27:1416-1423.
- Perelson AS, Neumann AU, Markowitz M, Leonard JM, Ho DD. (1996) HIV-1 dynamics in vivo: virion clearance rate, infected cell life-span, and viral generation time. *Science* 271:1582-1586.
- Phair J, Munoz A, Detels R, Kaslow R, Rinaldo C, Saah A. (1990) The risk of *Pneumocystis carinii* pneumonia among men infected with human immunodeficiency virus type 1. *Multicenter AIDS Cohort Study Group. N Engl J Med* 322:161-165.
- Phillips AN, Grabar S, Tassie JM, Costagliola D, Lundgren JD, Egger M. (1999) Use of observational databases to evaluate the effectiveness of antiretroviral therapy for HIV infection: comparison of cohort studies with randomized trials. *EuroSIDA, the French Hospital Database on HIV and the Swiss HIV Cohort Study Groups. AIDS* 13:2075-2082.
- Phillips AN, Pradier C, Lazzarin A, Clotet B, Goebel FD, Hermans P, Antunes F, Ledergerber B, Kirk O, Lundgren JD. (2001a) Viral load outcome of non-nucleoside reverse transcriptase inhibitor regimens for 2203 mainly antiretroviral-experienced patients. *AIDS* 15:2385-2395.
- Phillips AN, Staszewski S, Weber R, Kirk O, Francioli P, Miller V, Vernazza P, Lundgren JD, Ledergerber B. (2001b) HIV Viral Load Response to Antiretroviral Therapy According to the Baseline CD4 Cell Count and Viral Load. *JAMA* 286:2560-2567.
- Phillips AN, Staszewski S, Lampe F, Youle MS, Klauke S, Bickel M, Sabin CA, Doerr HW, Johnson MA, Loveday C, Miller V. (2002) Human immunodeficiency virus rebound after suppression to <400 copies/mL during initial highly active antiretroviral therapy regimens, according to prior nucleoside experience and duration of suppression. *J Infect Dis* 186:1086-1091.
- Piccinini G, Comolli G, Genini E, Lilleri D, Gulminetti R, Maccario R, Revello MG, Gerna G. (2001) Comparative Analysis of Human Cytomegalovirus-Specific CD4(+) T-Cell Frequency and Lymphoproliferative Response in Human Immunodeficiency Virus-Positive Patients. *Clin Diagn Lab Immunol* 8:1225-1230.
- Pocock SJ and Elbourne DR. (2000) Randomized trials or observational tribulations? *N Engl J Med* 342:1907-1909.
- Race EM, Adelson-Mitty J, Krieger GR, Barlam TF, Reimann KA, Letvin NL, Japour AJ. (1998) Focal mycobacterial lymphadenitis following initiation of protease-inhibitor therapy in patients with advanced HIV-1 disease. *Lancet* 351:252-255.
- Ratner L, Lee J, Tang S, Redden D, Hamzeh F, Herndier B, Scadden D, Kaplan L, Ambinder R, Levine A, Harrington W, Grochow L, Flexner C, Tan B, Straus D. (2001) Chemotherapy for human immunodeficiency virus-associated non-Hodgkin's lymphoma in combination with highly active antiretroviral therapy. *J Clin Oncol* 19:2171-2178.
- Rossi M, Flepp M, Telenti A, Schiffer V, Egloff N, Bucher H, Vernazza P, Bernasconi E, Weber R, Rickenbach M, Furrer H. (2001) Disseminated *M. avium* complex infection in the Swiss HIV Cohort Study: declining incidence, improved prognosis and discontinuation of maintenance therapy. *Swiss Med Wkly* 131:471-477.
- Ruiz L, Negrodo E, Domingo P, Paredes R, Francia E, Balague M, Gel S, Bonjoch A, Fumaz CR, Johnston S, Romeu J, Lange J, Clotet B. (2001) Antiretroviral treatment simplification with nevirapine in protease inhibitor-experienced patients with hiv-associated lipodystrophy: 1-year prospective follow-up of a multicenter, randomized, controlled study. *J Acquir Immune Defic Syndr* 27:229-236.
- Saag MS, Tebas P, Sension M, Conant M, Myers R, Chapman SK, Anderson R, Clendeninn N. (2001) Randomized, double-blind comparison of two nelfinavir doses plus nucleosides in HIV-infected patients (Agouron study 511). *AIDS* 15:1971-1978.
- Saah AJ, Hoover DR, He Y, Kingsley LA, Phair JP. (1994) Factors influencing survival after AIDS: report from the Multicenter AIDS Cohort Study (MACS). *J Acquir Immune Defic Syndr* 7:287-295.
- Sabin CA and Phillips AN. (2001a) Cohort studies in sexual health. *Sex Transm Infect* 77:174-178.

- Sabin CA and Phillips AN. (2001b) Treatment comparisons in HIV infection: the benefits and limitations of observational cohort studies. *J Antimicrob Chemother* 47:371-375.
- Sackoff JE, McFarland JW, Shin SS. (2000) Trends in prescriptions for highly active antiretroviral therapy in four New York City HIV clinics. *J Acquir Immune Defic Syndr* 23:178-183.
- Sacktor N, Lyles RH, Skolasky R, Kleeberger C, Selnes OA, Miller EN, Becker JT, Cohen B, McArthur JC. (2001) HIV-associated neurologic disease incidence changes: Multicenter AIDS Cohort Study, 1990-1998. *Neurology* 56:257-260.
- Saint-Marc T, Partisani M, Poizot-Martin I, Bruno F, Rouviere O, Lang JM, Gastaut JA, Touraine JL. (1999) A syndrome of peripheral fat wasting (lipodystrophy) in patients receiving long-term nucleoside analogue therapy. *AIDS* 13:1659-1667.
- Saravolatz LD, Winslow DL, Collins G, Hodges JS, Pettinelli C, Stein DS, Markowitz N, Reves R, Loveless MO, Crane L, Thompson M, Abrams D. (1996) Zidovudine alone or in combination with didanosine or zalcitabine in HIV-infected patients with the acquired immunodeficiency syndrome or fewer than 200 CD4 cells per cubic millimeter. Investigators for the Terry Beinr Community Programs for Clinical Research on AIDS. *N Engl J Med* 335:1099-1106.
- Saves M, Raffi F, Capeau J, Rozenbaum W, Ragnaud JM, Perronne C, Basdevant A, Lepout C, Chene G. (2002) Factors related to lipodystrophy and metabolic alterations in patients with human immunodeficiency virus infection receiving highly active antiretroviral therapy. *Clin Infect Dis* 34:1396-1405.
- Schneider MM, Borleffs JC, Stolk RP, Jaspers CA, Hoepelman AI. (1999) Discontinuation of prophylaxis for *Pneumocystis carinii* pneumonia in HIV-1-infected patients treated with highly active antiretroviral therapy. *Lancet* 353:201-203.
- Sepkowitz KA. (1998) Effect of HAART on natural history of AIDS-related opportunistic disorders. *Lancet* 351:228-230.
- Shafran SD, Mashinter LD, Phillips P, Lalonde RG, Gill MJ, Walmsley SL, Toma E, Conway B, Fong IW, Rachlis AR, Williams KE, Garber GE, Schlech WF, Smaill F, Pradier C. (2002) Successful discontinuation of therapy for disseminated *Mycobacterium avium* complex infection after effective antiretroviral therapy. *Ann Intern Med* 137:734-737.
- Smeaton LM, DeGruttola V, Robbins GK, Shafer RW. (2001) ACTG (AIDS Clinical Trials Group) 384: a strategy trial comparing consecutive treatments for HIV-1. *Control Clin Trials* 22:142-159.
- Spira R, Marimoutou C, Binquet C, Lacoche D, Dabis F. (1998) Rapid change in the use of antiretroviral agents and improvement in a population of HIV-infected patients: France, 1995-1997. Groupe d'Epidemiologie Clinique du SIDA en Aquitaine (GECSA). *J Acquir Immune Defic Syndr Hum Retrovirol* 18:358-364.
- Squires KE, Gulick R, Tebas P, Santana J, Mulanovich V, Clark R, Yangco B, Marlowe SI, Wright D, Cohen C, Cooley T, Mauney J, Uffelman K, Schoellkopf N, Grosso R, Stevens M. (2000) A comparison of stavudine plus lamivudine versus zidovudine plus lamivudine in combination with indinavir in antiretroviral naive individuals with HIV infection: selection of thymidine analog regimen therapy (START D). *AIDS* 14:1591-1600.
- Staszewski S, Morales-Ramirez J, Tashima KT, Rachlis A, Skiest D, Stanford J, Stryker R, Johnson P, Labriola DF, Farina D, Manion DJ, Ruiz NM. (1999) Efavirenz plus zidovudine and lamivudine, efavirenz plus indinavir, and indinavir plus zidovudine and lamivudine in the treatment of HIV-1 infection in adults. Study 006 Team. *N Engl J Med* 341:1865-1873.
- Staszewski S, Keiser P, Montaner J, Raffi F, Gathe J, Brotas V, Hicks C, Hammer SM, Cooper D, Johnson M, Tortell S, Cutrell A, Thorborn D, Isaacs R, Hetherington S, Steel H, Spreen W. (2001) Abacavir-lamivudine-zidovudine vs indinavir-lamivudine-zidovudine in antiretroviral-naive HIV-infected adults: A randomized equivalence trial. *JAMA* 285:1155-1163.
- Stellbrink HJ, Hawkins DA, Clumeck N, Cooper DA, Myers Jr R, Delfraissy JF, Gill J, Ramirez-Ronda C, Vella S, Salgo M, Bragman K. (2000) Randomised, multicentre phase III study of saquinavir plus zidovudine plus zalcitabine in previously untreated or minimally pretreated HIV-infected patients. *Clin Drug Invest* 5:295-307.
- Stephens EA, Das R, Madge S, Barter J, Johnson MA. (1999) Symptomatic osteoporosis in two young HIV-positive African women. *AIDS* 13:2605-2606.
- Sterling TR, Chaisson RE, Moore RD. (2001) HIV-1 RNA, CD4 T-lymphocytes, and clinical response to highly active antiretroviral therapy. *AIDS* 15:2251-2257.
- Sudre P, Rickenbach M, Taffe P, Janin P, Volkart AC, Francioli P. (2000) Clinical epidemiology and research on HIV infection in Switzerland: the Swiss HIV Cohort Study 1988-2000. *Schweiz Med Wochenschr* 130:1493-1500.
- Tam HK, Zhang ZF, Jacobson LP, Margolick JB, Chmiel JS, Rinaldo C, Detels R. (2002) Effect of highly active antiretroviral therapy on survival among HIV-infected men with Kaposi sarcoma or non-Hodgkin lymphoma. *Int J Cancer* 98:916-922.
- Thiessard F, Morlat P, Marimoutou C, Labouyrie E, Ragnaud JM, Pellegrin JL, Dupon M, Dabis F. (2000) Prognostic factors after non-Hodgkin lymphoma in patients infected with the human immunodeficiency virus: Aquitaine Cohort, France, 1986-1997. Groupe d'Epidemiologie Clinique du SIDA en Aquitaine (GECSA). *Cancer* 88:1696-1702.
- Trikalinos TA and Ioannidis JP. (2001) Discontinuation of *Pneumocystis carinii* Prophylaxis in Patients Infected with Human Immunodeficiency Virus: A Meta-Analysis and Decision Analysis. *Clin Infect Dis* 33:1901-1909.
- Tumbarello M, Tacconelli E, de Donati KG, Bertagnolio S, Longo B, Ardito F, Fadda G, Cauda R. (2001) Changes in incidence and risk factors of *Mycobacterium avium* complex infections in patients with AIDS in the era of new antiretroviral therapies. *Eur J Clin Microbiol Infect Dis* 20:498-501.
- UNAIDS/WHO. (2002) AIDS epidemic update. December 2002. <http://www.unaids.org/worldaidsday/2002/press/update/> (accessed 28.12.2002).
- Vaccher E, Spina M, di Gennaro G, Talamini R, Nasti G, Schioppa O, Vultaggio G, Tirelli U. (2001) Concomitant cyclophosphamide, doxorubicin, vincristine, and prednisone chemotherapy plus highly active antiretroviral therapy in patients with human immunodeficiency virus-related, non-Hodgkin lymphoma. *Cancer* 91:155-163.
- Valdez H, Chowdhry TK, Asaad R, Woolley IJ, Davis T, Davidson R, Beinker N, Gripshover BM, Salata RA, McComsey G, Weissman SB, Lederman MM. (2001) Changing spectrum of mortality due to human immunodeficiency virus: analysis of 260 deaths during 1995-1999. *Clin Infect Dis* 32:1487-1493.
- van Leeuwen R and The 2NN Study Group. (2002) Design of the 2NN Study: A Large-Scale, Randomized Comparison of Nevirapine and Efavirenz. 6th International Congress on Drug Therapy in HIV Infection, Glasgow, UK (abstract no P34).
- Vilchez RA, Jorgensen JL, Kroll MH. (2002) Systemic non-Hodgkin lymphoma in HIV-infected patients in the era of highly active antiretroviral therapy. *Blood* 99:4250-4251.
- Vittecoq D, Escaut L, Monsuez JJ. (1998) Vascular complications associated with use of HIV protease inhibitors. *Lancet* 351:1959.
- Volberding PA, Lagakos SW, Koch MA, Pettinelli C, Myers MW, Booth DK, Balfour HHJ, Reichman RC, Bartlett JA, Hirsch MS. (1990) Zidovudine in asymptomatic human immunodeficiency virus infection. A controlled trial in persons with fewer than 500 CD4-positive cells per cubic millimeter. The AIDS Clinical Trials Group of the National Institute of Allergy and Infectious Diseases. *N Engl J Med* 322:941-949.
- Walmsley S, Bernstein B, King M, Arribas J, Beall G, Ruane P, Johnson M, Johnson D, Lalonde R, Japour A, Brun S, Sun E. (2002) Lopinavir-ritonavir versus nelfinavir for the initial treatment of HIV infection. *N Engl J Med* 346:2039-2046.
- Weverling GJ, Mocroft A, Ledergerber B, Kirk O, Gonzales-Lahoz J, d'Arminio MA, Proenca R, Phillips AN, Lundgren JD, Reiss P. (1999) Discontinuation of *Pneumocystis carinii* pneumonia prophylaxis after start of highly active antiretroviral therapy in HIV-1 infection. EuroSIDA Study Group. *Lancet* 353:1293-1298.
- Whitcup SM, Fortin E, Nussenblatt RB, Polis MA, Muccioli C, Belfort RJ. (1997) Therapeutic effect of combination antiretroviral therapy on cytomegalovirus retinitis. *JAMA* 277:1519-1520.
- Whitcup SM, Fortin E, Lindblad AS, Griffiths P, Metcalf JA, Robinson MR, Manischewitz J, Baird B, Perry C, Kidd IM, Vrabec T, Davey RT, Jr., Falloon J, Walker RE, Kovacs JA, Lane HC, Nussenblatt RB, Smith J, Masur H, Polis MA. (1999) Discontinuation of anticytomegalovirus therapy in patients with HIV infection and cytomegalovirus retinitis. *JAMA* 282:1633-1637.
- Worm D, Kirk O, Andersen O, Vinten J, Gerstoft J, Katzenstein TL, Nielsen H, Pedersen C. (2002) Clinical lipoatrophy in HIV-1 patients on HAART is not associated with increased abdominal girth, hyperlipidaemia or glucose intolerance. *HIV Med* 3:239-246.
- Yeni PG, Hammer SM, Carpenter CC, Cooper DA, Fischl MA, Gatell JM, Gazzard BG, Hirsch MS, Jacobsen DM, Katzenstein DA, Montaner JS, Richman DD, Saag MS, Schechter M, Schooley RT, Thompson MA, Vella S, Volberding PA. (2002) Antiretroviral treatment for adult HIV infection in 2002: updated recommendations of the International AIDS Society - USA Panel. *JAMA* 288:222-235.
- Yust I, Reiss P, Turner D, Kirk O, Katlama C, Mocroft A, van Lunzen J, Burke M, Chiesi A, Lundgren JD, for the EuroSIDA Study Group. (2001) Eighth European Conference on Clinical Aspects and Treatment of HIV-Infection, Athens (abstract no P301).
- Zeller V, Truffot C, Agher R, Bossi P, Tubiana R, Caumes E, Jouan M, Bricaire F, Katlama C. (2002) Discontinuation of secondary prophylaxis against disseminated *Mycobacterium avium* complex infection and toxoplasmic encephalitis. *Clin Infect Dis* 34:662-667.